

**AN INTEGRATED UNIT OF
THE HISTORIC ST. PATRICK'S CHURCH
IN MEDICINE HAT**

MERRILYN K. FOWLER

B.Ed., University of Lethbridge, 1984

A One-Credit Project
Submitted to the Faculty of Education
of The University of Lethbridge
in Partial Fulfillment of the
Requirements for the Degree

MASTER OF EDUCATION

LETHBRIDGE, ALBERTA

August, 1992

TABLE OF CONTENTS

Overview	1
History of St. Patrick's Church	2
St. Patrick's Church Video Dialogue	10
Social Studies Lesson Plan	20
Physical Education Lesson Plan	21
Math Lesson Plan	22
Science Lesson Plan	23
Music Lesson Plan	24
Language Arts Lesson Plan	25
Health Lesson Plan	26
Art Lesson Plan	27
References	28
Appendix A (Students' Sample Assignments)	
Appendix B (Copyright Letters of Permission)	
Appendix C (VCR Video Tape of St. Patrick's Church)	

AN INTEGRATED UNIT OF THE HISTORIC ST. PATRICK'S CHURCH IN MEDICINE HAT

A. OVERVIEW

1. The general idea of this unit is to present the history of St. Patrick's Church to an elementary classroom. Many of the children have visited the building, but are unaware of the history connected to the community of Medicine Hat.
2. The main purpose of this unit is to develop in the students an appreciation of the Neo-Gothic structure that is found in their city.

B. INTRODUCTION

1. Motivation

- a) This unit will be initiated by the showing of recent slides and video made of the newly renovated St. Patrick's Church.
- b) The parish priest will be invited to come to speak to the students about the history of the church.
- c) The children will be taken on a tour of the church. They will be allowed to climb the stairs to see the bells in the tower.
- d) James Marshall, a local Medicine Hat artist, will be invited to speak to the students about his drawings of the church.

2. Main Approach

- a) The main approach will be made up of class discussions, research, story development, map work, role playing and art projects. The development of math and science activities will be included in the unit.

THE HISTORY OF ST. PATRICK'S CHURCH IN MEDICINE HAT, ALBERTA

St. Patrick's Church, is a landmark that is well known in the prairie provinces. A picture of Medicine Hat would not be complete without this important site. This paper will tell of the history, and the type of architecture used in the construction of St. Patrick's Church in Medicine Hat, Alberta.

The Roman Catholic Church developed under the assumption that the world should be divided into religious territories. These Catholic territories were called dioceses. The Diocese of Quebec was theoretically in place from 1674 to 1844. As this diocese covered a vast area of western Canada, it had to be divided into suitable working territories. Near Edmonton, the Diocese of St. Albert was established on September 22, 1871. While Medicine Hat, did not even exist at this time, this area was part of the Archdiocese of St. Boniface in Manitoba. Since the distance from Manitoba was so great, Maple Creek and Medicine Hat areas were moved into the St. Albert Diocese on December 12, 1891.

After the Red River Rebellion, many of the Manitoba Metis left that province, following the buffalo across the prairies. The Roman Catholic priests followed after the Metis and Indians to instruct these people in the Roman Catholic faith. Between 1875-77, the priests and the Metis established several chapels in the Cypress Hills area. One was near Medicine Hat at Dunmore, and another was at Medicine Hat. The deciding factor that resulted in

the choice of Medicine Hat as the centre for a larger church was the location of the Canadian Pacific Railway in May of 1883. By 1886, Medicine Hat's population was six hundred. This new town was the commercial hub of vast ranch and farm land. Homesteaders began arriving by rail to begin new lives on the prairies. As the number of Catholic settlers increased, more demand was placed on the missionaries, and the idea of St. Patrick's Church began to take form in the growing town.

On November 10, 1897, Bishop Emile J. Legal, O.M.I., confirmed sixteen candidates for the Roman Catholic Church in Medicine Hat. The church encountered many problems in obtaining priests for the Medicine Hat area. A small wooden church had been built as a temporary building until the new structure was planned. Finally, in January 28, 1911, Bishop Legal announced St. Patrick's as a parish. After all the necessary permission was obtained, the basement for St. Patrick's Church was started in the fall of 1912.

The Diocese of Calgary was outlined for southern Alberta on November 30, 1912. The first bishop was John Thomas McNally. He was appointed to the Diocese on April 4, 1913, but did not arrive in Medicine Hat until July 27 of that year.

His Grace Archbishop Legal travelled to Medicine Hat in June, 1913, for the last time to bless the cornerstone of St. Patrick's

Church. Archbishop Legal died on March 10, 1920, after serving the Roman Catholic Church for almost forty years.

The style of architecture decided upon for St. Patrick's Church was neo-Gothic or Gothic Revival. This church in Medicine Hat bears some resemblance to St. Patrick's Church in New York City, although it is smaller in size. The Medicine Hat structure is appropriately 48 metres in length, 18 metres in width and 44 metres in height.

It may have been a dream for some people, that the Medicine Hat St. Patrick's would someday be a cathedral. Unfortunately for them, a cathedral is a church that is built for a bishop, and there has never been a bishop appointed to Medicine Hat.

The architect selected to build the church was Manley N. Cutter of Mountclair, New Jersey. He received his first payment on August 9, 1912.

The sod turning ceremony was done on Tuesday, September 17, 1912 by Father Auguste Cadoux. A. E. Forester, a local contractor began digging the basement for the new-building, but winter soon brought a halt to the construction of the church. The contractors, Purdy and Henderson from Vancouver, signed a contract to do the major construction on February 4, 1913. The contractors resumed work during the third week of May.

With what was for the times very modern machinery, a concrete mixer hoisted concrete up a 23 metre tower elevator to be poured into any desired wall by means of large conveyor pipes. The tower extended to a height of 32 metres. The basement walls were 56 centimetres thick. The structure was to be indeed secure as it was made with reinforced concrete throughout. The two towers reached a height of 46 metres. The exterior of the building had rather a dull white finish. This finish was a special water proofing mixture that was literally blown into the concrete. Since the whole structure was made of reinforced concrete, it was to be absolutely fire proof. It was only the second building on the North American continent to be built of this type of construction.

In August 1913, the church ran into financial problems and the project was stopped, but those difficulties were quickly resolved and, a few weeks later, work began again. The external parts of this huge structure were more or less finished on January 4, 1914. However, at this time there was no hope of finishing the interior. Windows were not even available. The inside housed a beautiful altar and communion rail made of Italian carrera marble that had been a gift from Mr. Michael Leonard, but much of the other interior work would be completed in stages, over several years.

On March 19, 1914, Bishop McNally came from Calgary to bless the bells. There were three bells that were cast by G. Paccard & Sons at Annecy Le Vieux, Ste. Savoie, France. The bells are in

the keys D, F sharp and A. Their total weight is 2415 kilograms. The total cost for these three bells in 1914 was \$2551.68. One bell was donated by Mr. & Mrs. P. J. McKinnon; a second bell was donated by Mrs. Mary Warden Leonard; and the third by Mr. & Mrs. I. G. Millar.

A strange story tells of a concrete cross that had been located half way between the steeples, above the main entrance. It was the day of First Communion and Confirmation in the new church. After all the people had left, the concrete cross crashed down on to the steps where many children had been standing, not more than a few minutes before. This happened around February 27, 1919. The cross was restored when the re-roofing project was done in 1978-80, many years later.

Even though the interior of the upper church was finished in 1932, the congregation was still heavily in debt. Problems obtaining loans by the church, resulted in contractors suing for the balance that was still outstanding. It was only after years of effort, donations, and fund raising, the debt was cleared on December 31, 1948. It is interesting to note here that the church was never finished according to the original blueprints because of the extreme cost factor, but it was able to serve its congregation through all the stages of construction and renovation. Father Robert McGuinness, who had graduated as an engineer before entering the priesthood, was asked to design a false ceiling that was suspended about four metres below the concrete roof of the church.

The insides of the interior walls were done in plaster. J. Davidson & Company of Winnipeg did the plastering. B. P. Scanian from Medicine Hat was responsible for the wood work, and Elmer Hodges, March & Scott of the Hat did the electrical work.

After the pews, baptismal font, confessionals and pulpit were moved from the basement to the upper level, it was time for the opening of St. Patrick's Church. The Very Reverend William Dagan blessed the church on St. Patrick's Day, 1932. At this time the costs of construction were in excess of \$150,000, and this was in the depths of the Great Depression.

Monsignor McCoy commissioned Vincent Gawron, a Polish refugee, to design a copper reredos for each of the side altars. McCoy then planned with Burns-Hanley Company of Regina to buy stained glass windows made by Rault Freres of Rennes, France. The eight large nave windows and four sanctuary windows cost \$9000. The floor was tiled in 1958. Mr. H. G. Glyde, R.C.A. painted the Stations of the Cross which were presented to St. Patrick's Church on May 26, 1960, in memory of Dr. G. Ross Gibson.

This beautiful structure was not without flaws. Over the years the roof leaked, causing damage to the interior. Repairs were made to the roof, and the interior was replastered and painted in 1966. Under the guidance of Father McLellan, the new rectory was built during his pastorate between the years 1967-72.

When Father Walter Krewski arrived, he decided that the basement should be remodelled and used for parish organizations. Special activities were held to raise the necessary funds.

Unfortunately, the problem with the leaking roof continued and the exterior of the church began showing signs of crumbling. In September 1976, the engineering firm of Underwood, McLellan and Associates Limited was hired to make a structural, mechanical and electrical appraisal of the church.

The structure was strong enough, but the roof needed immediate attention. Watson Construction from Calgary began work in September, 1978 and continued, on and off, until they finished finally in the spring of 1980. In this renovation a wooden roof was built over the concrete one. The new roof was then insulated, leaving a 5 centimetre air space that the builders hoped would eliminate any more dry-rot. The entire roof was then covered in copper. The steeples were also covered with copper and a finishing coat was put on the facade and towers of the church.

The Knights of Columbus donated new oak doors for the front entrance of the church. Watson Construction kindly offered their time to install the doors on September 19, 1980. The Alberta 75th Committee presented the church with flood lights in February 1981, to commemorate Alberta's seventy-fifth birthday that was held in 1980.

In 1987, the parish undertook the project of resurfacing and repairing the exterior of the church. The cost of this was \$400,000. By the spring of 1992, the complete interior of the church was also repaired and repainted. The total cost of this project was \$72,000.

The parish priests and their community have worked hard to keep their church a positive symbol of faith in the city of Medicine Hat. It is a remarkable piece of architecture that will remain as an important historic site in the prairie provinces. It will last as long as the people of the city continue to maintain the structure as they have over the last number of years.

ST. PATRICK'S CHURCH VIDEO

- Slide 1 Music
- Slide 2 St. Patrick's Church is a landmark that is well known in the prairie provinces. A picture of Medicine Hat would not be complete without this important site.
- Slide 3 After the Red River Rebellion, many of the Manitoba Metis left that province following the buffalo across the prairies. The Roman Catholic priests followed in order to instruct these people in the Catholic faith.
- Slide 4 Between 1875 -77, the priests and the Metis established three chapels in the Cypress Hills area. The third chapel was near Medicine Hat at Dunmore.
- Slide 5 The deciding factor that resulted in the choice of Medicine Hat as the site for a church, was the location of the Canadian Pacific Railway in May of 1883.

- Slide 6 By 1886, Medicine Hat's population was six hundred. Mr. Corbin was the owner of the first brickyard in the city.
- Slide 7 This new town was the centre of vast ranch land. Homesteaders began arriving by rail to begin new lives on the prairies.
- Slide 8 The Catholic settlers then put more demand on the missionaries and the idea of St. Patrick's Church began to become a reality.
- Slide 9 On November 10, 1897, Bishop J. Legal, O.M.I., confirmed sixteen candidates for the Roman Catholic Church in Medicine Hat. Problems in obtaining priests for the Medicine Hat area was difficult.
- Slide 10 Finally, on January 28, 1911, Bishop Legal announced that St. Patrick's as a parish.
- Slide 11 After all the permission was obtained, the basement for St. Patrick's was started in the fall of 1912. A.E. Forester, a local contractor began digging for the basement for the new building. Winter brought an halt to the construction of the church. The basement was then completed in 1913.

Slide 12 The sod turning ceremony was done on Tuesday, September 17, 1912 by Father Auguste Cadoux. Contractors, Purdy and Henderson, from Vancouver signed a contract to do the work on February 4, 1913. The contractors resumed the work during the third week of May.

Slide 13 With modern machinery, a concrete mixer hoisted concrete up a 23 metre tower elevator to be poured into any desired wall by means of large conveyor pipes. the tower extended to a height of 41 metres. The basement wall were 56 cm thick. The structure was to be indeed secure as it was made with reinforced concrete through out. Since it was made of reinforced concrete, it was to be absolutely fire proof. It was the second building on the continent to be built of this type of construction.

Slide 14 On November 30, 1912, the Diocese of Calgary was outlined for southern Alberta.

Slide 15 The first bishop was John Thomas McNally. He was appointed to the Calgary Diocese on April 4, 1913, but did not arrive in Medicine hat until July 27th of the year.

Slide 16 His Grace Archbishop Legal travelled to Medicine hat on June 22, 1913, for the last time to bless the cornerstone of St. Patrick's Church. Archbishop Legal did on march 10, 1920, after serving the Roman Catholic Church for almost forty years.

Slide 17 The style of architecture decided upon for St. Patrick's Church was Neo-Gothic.

Slide 18 St. Patrick's Church, in Medicine Hat bears some resemblance to St. Patrick's Church in New York City, although it is smaller in size.

Slide 19 The Medicine Hat structure is 48 metres in length, 18 metres wide and 44 metres in height.

Slide 20 It may have been a dream for some people, that the Medicine Hat St. Patrick's would someday be a cathedral. However, cathedral is a church built for a bishop and there has never been a bishop appointed to Medicine Hat.

Slide 21 The architect that was selected to build the church was Manley N. Cutter of Mountclair, New Jersey. He received his first payment on August 9, 1912.

Slide 22 In August 1913, the church ran into financial problems and the project was stopped. Problems were worked out and a few weeks later work began again. This huge structure was more or less finished on January 4, 1914. However, at this time there was no hope of finishing the interior. They did not even have any windows.

Slide 23 Inside was beautiful altar and communion rail from Italy of Carrera marble that had been a gift from Mr. Michael Leonard.

Slide 24 Bishop McNally arrived in Medicine Hat to bless the bells on March 17, 1914. The three bells were cast by G. Paccard & Sons at Annacy Le Vieux, Ste. Savoie, France.

Slide 25 The bells are keys D, F sharp and A. The total cost was \$2551.68 and mass of 2415 kg. Each bell was donated by different people: Mr. & Mrs. P.J. McKinnon, Mrs. Mary Warden Leonard and by Mr. & Mrs. I. G. Millar.

Slide 26 A strange story tells of a concrete cross that had been located half was between the steeples, above

the main entrance. It had been the day of First Communion and Confirmation, after the people had left the church, the concrete cross crashed down onto the steps where the children had just been standing while having their pictures taken. The exact date was not recorded, but it did happen before February 27, 1919. However, the cross was restored when the re-roofing project was done in 1978-80.

Slide 27 The interior of the upper church was finished in 1932, but the project still heavily in debt. Problems with money and law suits plagued the church. Finally, after years of trying to eliminate the debt, it was cleared in December 31, 1948. The church was never finished according to the original blueprints because of the extreme cost factor. Father Robert McGuinness, who had graduated as an engineer before entering the priesthood, was asked to design a false ceiling that was suspended about 4 metres below the concrete roof of the church.

Slide 28 A room had been designed to hold a pipe organ, but since funding was limited this space continues to be vacant.

Slide 29 During all these years the services had been held in the basement of the church. The pews, baptismal font, confessionals and the pulpit were moved from the basement to the upper church. It was not time for the opening of St. Patrick's Church. The Very Rev. William Dargan blessed the church on St. Patrick's Day, 1932. At this time the church costs were in the excess of \$150,000.

Slide 30 Monsignor McCoy, commissioned Vincent Gawron, a Polish refugee to design a copper reredos for each of the side altars.

Slide 31 McCoy then planned on March 6, 1953, with Burns-Hanley Company of Regina to buy stained glass windows made by Rault Freres of Rennes, France.

Slide 32 The eight nave windows and four sanctuary windows cost \$9000.

Slide 33 The floor was then tiled in 1958.

Slide 34 Mr. H.G. Glyde, R.C.A. painted the 14 Stations of the Cross and were presented to St. Patrick's Church on May 26, 1960 in memory of Dr. G. Ross Gibson.

Slide 35 This beautiful structure was not without flaws. Over the years the roof leaked causing damage to the interior. Repairs were made to the roof and the interior was replastered and painted in 1966. Under the guidance of Father McLellan the new rectory was built and ready for occupancy on May 1, 1970.

Slide 36 When Father Walter Krewski arrived, he decided that the basement be remodelled and used for parish organizations. Special fund raisings were held to earn the money needed.

Slide 37 The problem with the leaking roof continued. the exterior of the church was also beginning to crumble. In September 1976, the engineering firm of Underwood, McLellan & Associates Limited were hired to assess the structural, mechanical and electrical appraisal of the church.

Slide 38 The structure was strong enough but the roof was the problem. Watson Construction from Calgary, began work in September of 1978 and continued on and off until finished in the spring of 1980. They had placed a wooden roof over the concrete one. It was

then insulated, leaving a 5 cm airspace so as to eliminate dry-rot.

Slide 39 The entire roof was then dressed in copper. The steeples were also covered with copper, and a finishing coat was put on the facade and towers of the church.

Slide 40 New oak doors were donated by the Knights of Columbus and Watson Construction kindly offered their time to install them on September 19, 1980.

Slide 41 Flood lights were provided to the church by the Alberta 75th Committee in February 1981, to signify Alberta's seventy-fifth birthday that was held in 1980.

Slide 42 In 1987, the parish undertook the project of resurfacing and repairing the exterior of the church. the cost of this was \$400,000.

Slide 43 By the spring of 1992, the complete interior of the church was repaired and repainted. The total cost of this project was \$72,000.

Slide 44 This church is certainly not just another little church on the prairie. The people of Medicine Hat respect the history of this church in their community. St. Patrick's Church will stand for many years to come and will indeed remain a true landmark for the city of Medicine Hat, Alberta.

LESSON PLAN - SOCIAL STUDIES

Objective: To test knowledge by questioning the students upon their return from the St. Patrick's Church tour.

Introduction: Tour of church.

Students were given question booklets to carry with them in order to record information.

Body: Booklets were prepare and taken on the tour.

The students were able to ask certain directed questions along with their own.

These questions act as a stimulator in encouraging children to participate in the tour.

Materials: Booklets, pencils, question sheet

Conclusion: Students will have a gained knowledge of an historical site in their city.

LESSON PLAN - PHYSICAL EDUCATION

Objective: To tour the site of St. Patrick's Church.

Introduction: While touring the building the students will climb up to the bell tower to view the bells and the city from the windows.

Body: By climbing the stairs to the tower the children will use their skills of climbing to higher levels than they had ever attempted.

Safety on the steps must be clearly emphasized. The danger of pushing and shoving would certainly cause injury.

Conclusion: The walk from the school to the church would be about 3 kilometres. The students would then discuss what it must have been like to work at constructing that large building. The strength the workers must have developed and the training they would have needed would also be points of discussion.

LESSON PLAN - MATH

Objective: To allow the students to work out math problems using the structure of St. Patrick's Church.

Introduction: Review methods of measurement using metric.

Body: Search the historical documents and convert from standard measurement of inches, feet and yards to appropriate metric measurements.

Estimate the amount of concrete used to build the walls.

Estimate the size of windows, then measure them.

Count pews, estimate how many people could be seated at one church service.

Conclusion: The students would be able to take math knowledge out of the classroom and apply it to a visible situation which would be a hands-on learning experience.

LESSON PLAN - SCIENCE

Objective: To test the strength of a concrete structure against brick or wooden construction.

Introduction: Discuss with the students the difference between concrete, brick and wood.

Body: Prepare a simple concrete wall.

Construct a wooden wall.

Also build a separate brick wall.

Use the idea of how weather or the environment would affect these structures.

Use water, wind tunnels, hammers to represent hail, and fire to represent lightening damage in order to wear away at the constructed walls.

Materials: Concrete, bricks, wood, water, construction tools, wind tunnels, air compressors and fire.

Conclusion: The students will realize or understand that concrete was the strongest material to use at that time, other than brick or wood construction.

The building was to be completely fire proof.

LESSON PLAN - MUSIC

Objective: To familiarize the students with the music that is used at the church.

That music is a method of prayer done in a joyful way.

Introduction: Say the Lord's Prayer.

Listen to recorded music of the Lord's Prayers done with different melodies.

Introduce modern religious songs.

Body: Select a favourite psalm and set it to a piece of music that students are familiar with.

Make up own music to suit the prayer.

Write out a simple musical score to suit the prayer.

Play with flutes, bells, sticks and or maracas.

Conclusion: To sing finished work on the balcony of the church.

LESSON PLAN - LANGUAGE ARTS

Objective: To instruct the students to write a friendly letter.

Introduction: Introduce a variety of letters to the class; friendly, business, and thank you.

Body: After introducing the letters, decide on the style of letter to be written.

A form letter may be given to the students as a guide.

Introduce the parts of a letter:

- Heading
- Greeting
- Body
- Salutation
- Signature

Do a draft letter, then correct, and do a final copy.

Conclusion: Review the different forms of letters.

Check final letter for errors.

Send letter to the person it was intended to be written.

LESSON PLAN - HEALTH

Objective: To view the types of safety equipment used while building or constructing St. Patrick's Church.

Introduction: Show the students the pictures of the construction of the church.

Discuss the safety features as seen in the pictures.

Body: Invite a senior citizen that lived in the community when the church was under construction. Ask questions about the safety measures that were used in that day to protect the workers.

Conclusion: Write a report on the differences in safety techniques of the early 1900's versus today's technology such as no use of hard hats, safety boots, or safety glasses.

LESSON PLAN - ART

Objective: To introduce children to the Neo-Gothic Architecture.

Introduction: Present pictures of Neo-Gothic design.

View video and slides of St. Patrick's Church.

Compare pictures of St. Patrick's in Medicine Hat with St. Patrick's Church in New York.

Body: Using pictures, slides, and the video of the church with the Neo-Gothic architecture, and then to allow the students to draw, to construct, or to model a similar structure.

Conclusion: Compare students' work with pictures, slides, and with the video to see if they were able to capture the specific details of Neo-Gothic design.

Materials: drawing paper, paints, charcoal, boxes, tape, marshmallows, coloured paper for stained glass windows

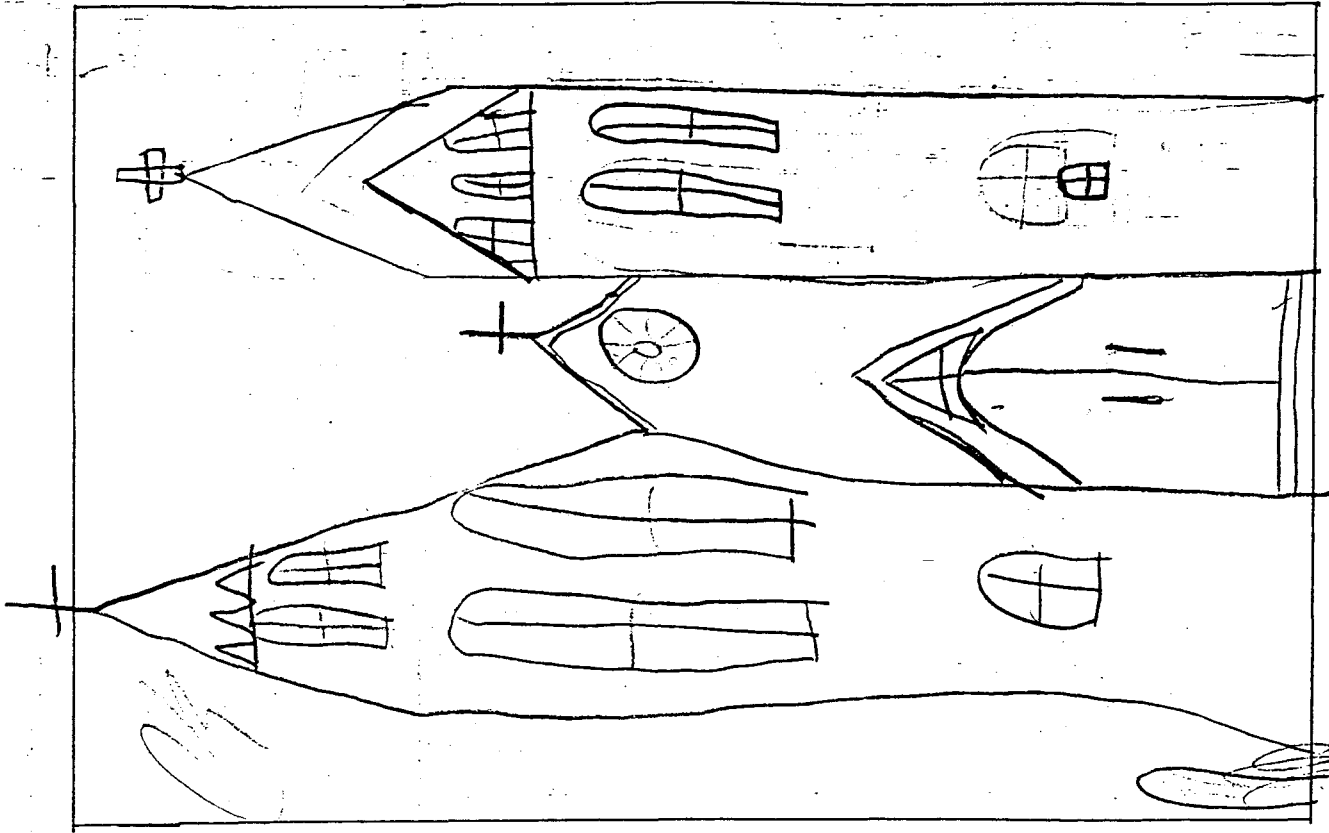
REFERENCES

Dueck, Kathryn G. and Kathryn E. Galvin, "Albertans, Past-Present-Future: Edmonton, Regina: Weigl Educational Publishers Limited, 1983, p. 16, p. 25.


Jones, David D., L. J. Roy Wilson and Donny White. "The Weather Factory, A Pictorial History of Medicine Hat," Saskatchewan: Western Producer Prairie Books, 1988, p. ii, p. 32, p. 50, p. 74.

St. Patrick's Parish, Friesen Printers, 1987, p. 4, p.7, p. 11, p. 22, p. 29, p. 31, p. 33, p. 34, p. 35, p. 37, p. 51, p. 52, p. 55, p. 76, p. 98, p. 101.

APPENDIX A



St. Patrick's Church



1. What is the name of the Church?

St. Patrick's Church

2. At what times are the different masses held?

7:15 pm 9:30 am 10:00 am 12:00 pm

3. How many priests work at this church?

There are two priests.

4. What is the church secretary's name?

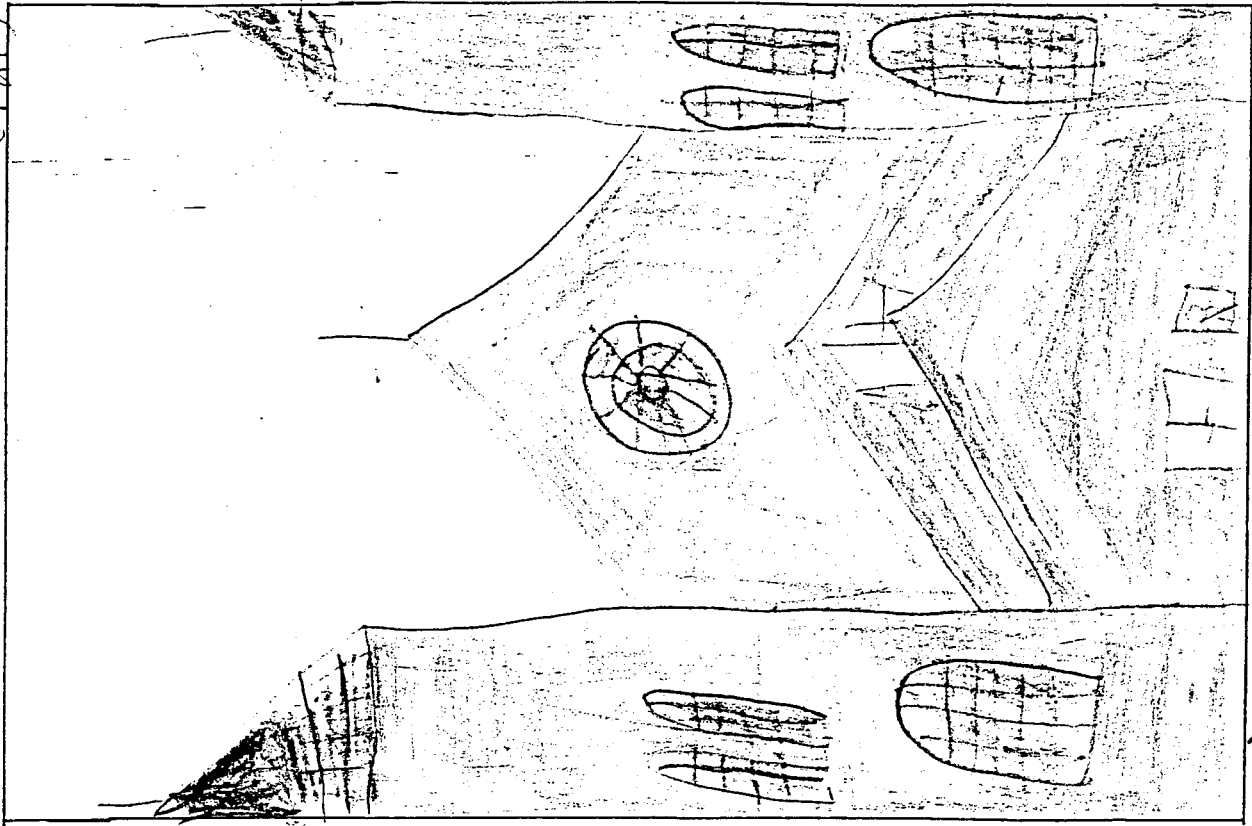
Margaret Anhorn

5. List as many different colors that were used in the stain glass windows.

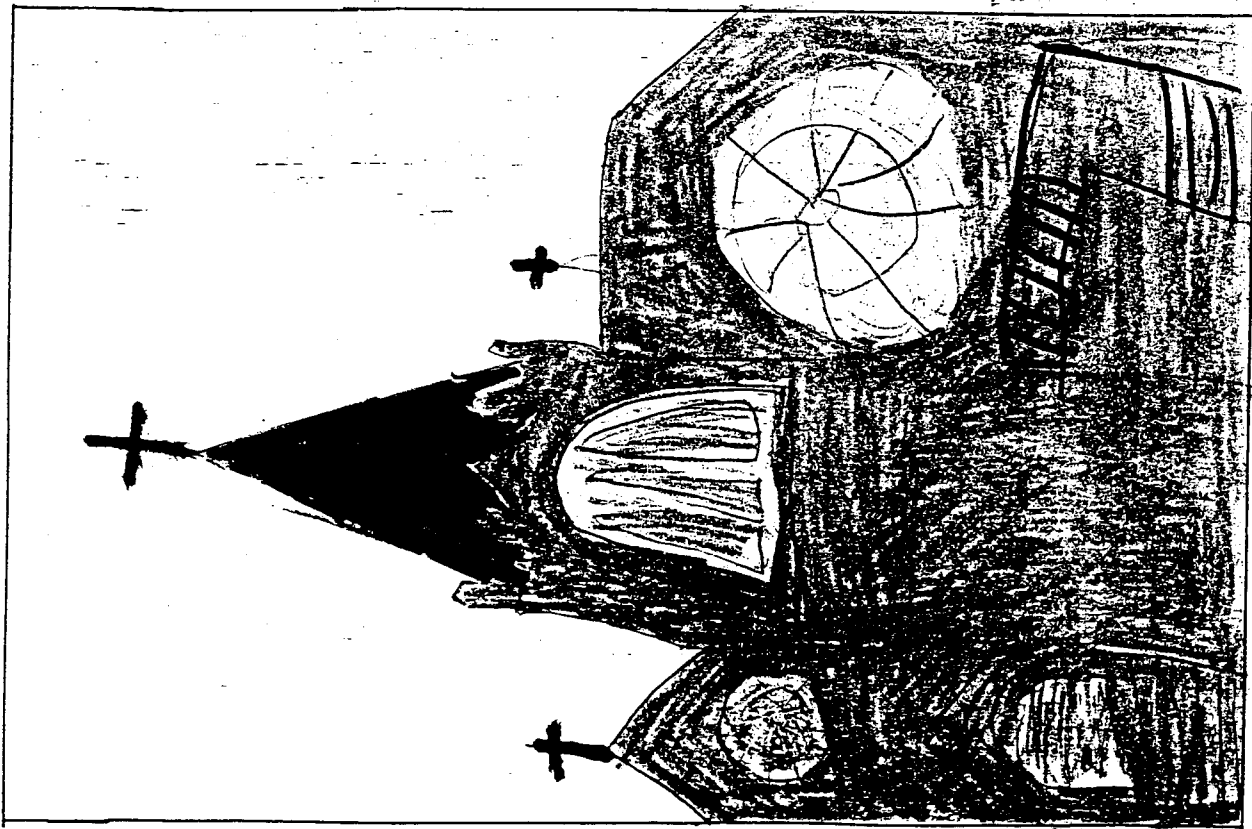
blue, yellow, green, red, pink,
orange, brown, black, white, peach, purple,
gold

6. Approximately how many people could this church seat for one service?

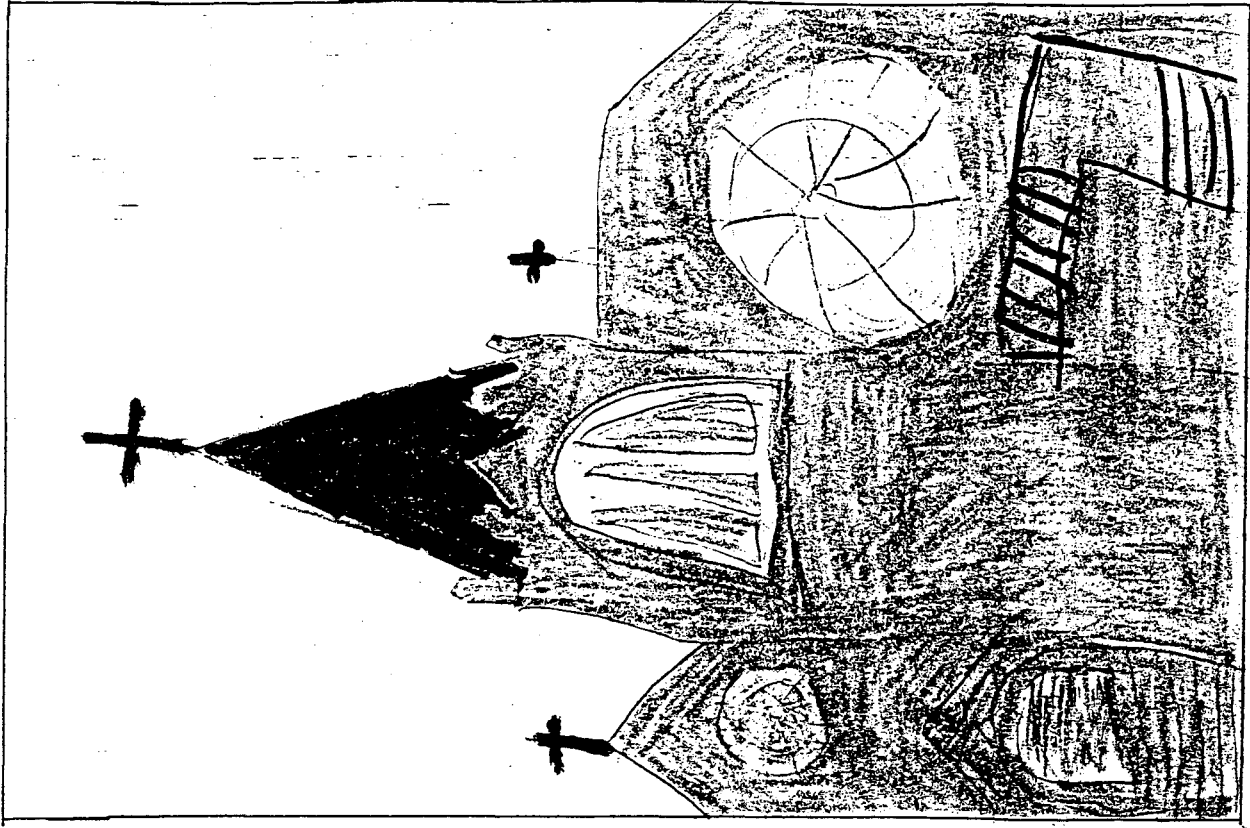
UP 119



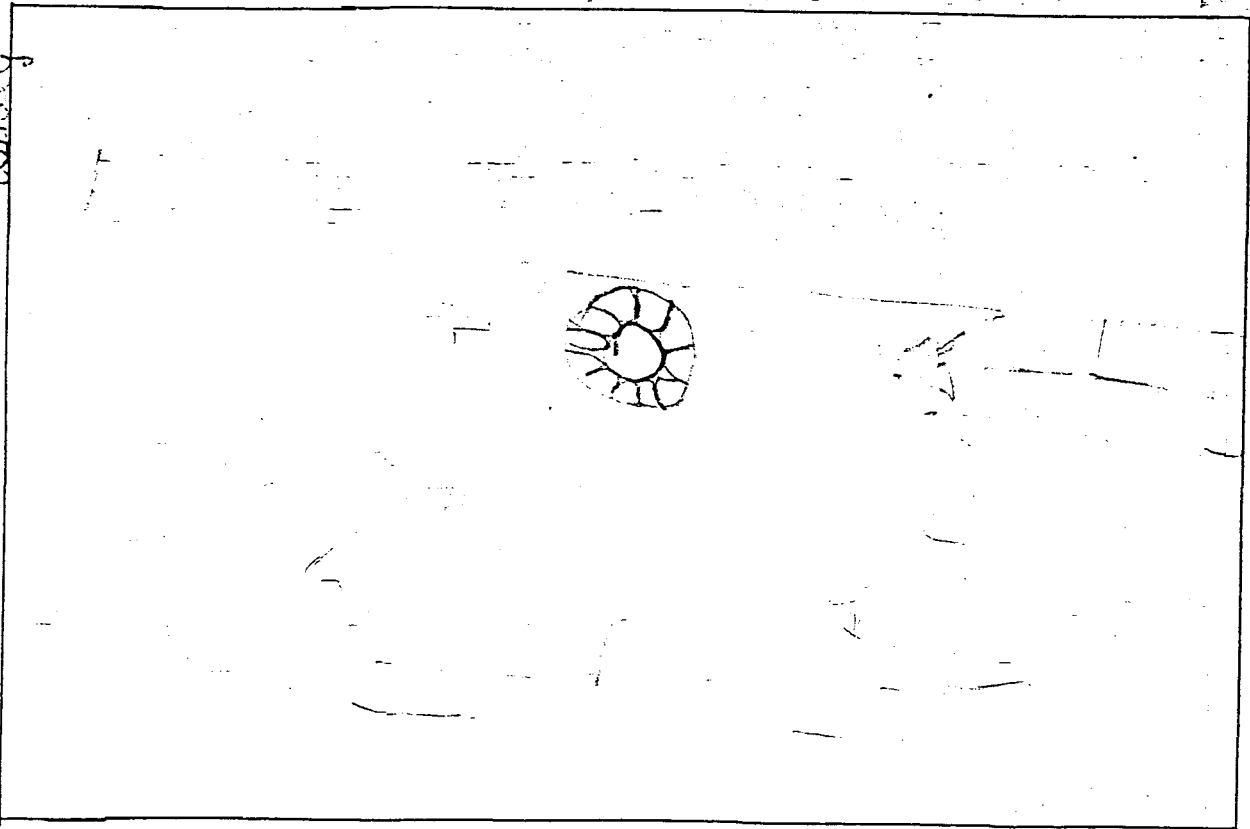
ST. PATRICK'S CHURCH



ST. PATRICK'S CHURCH



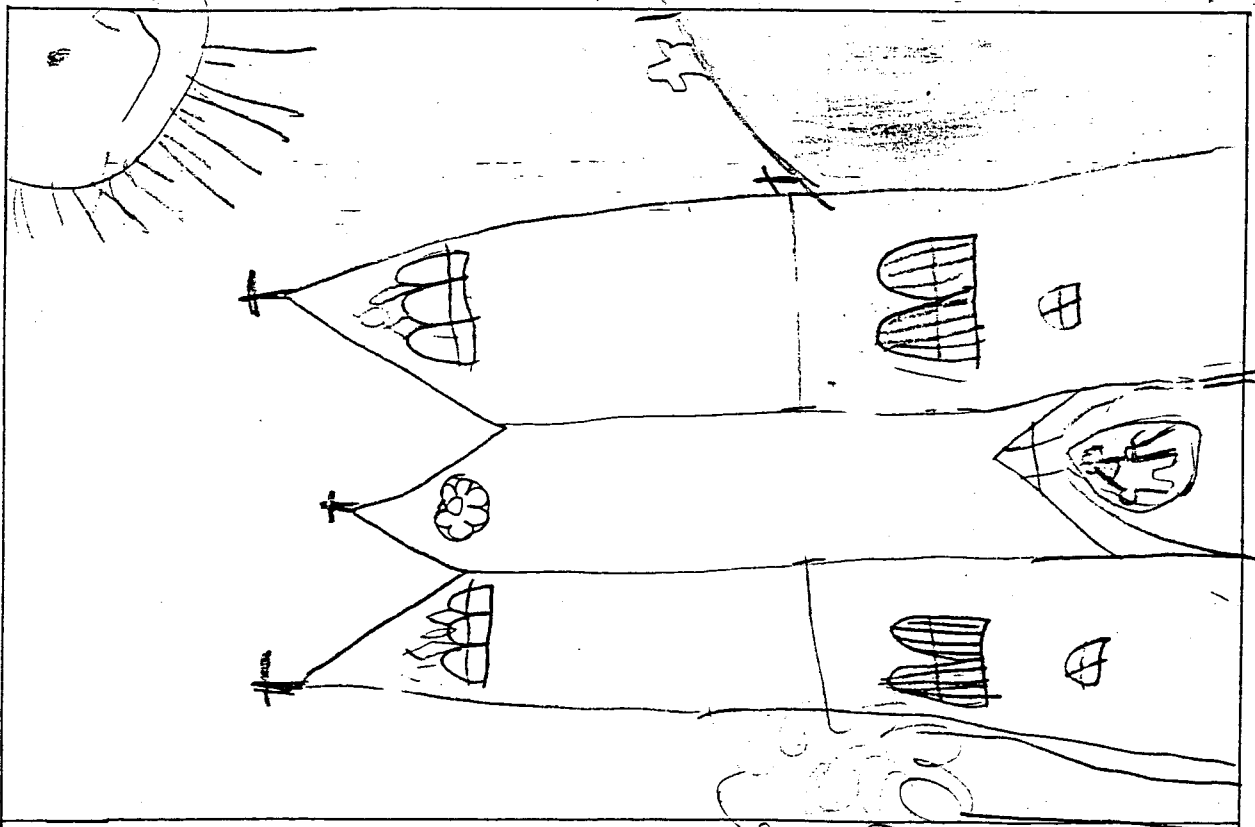
ST. PATRICK'S
CATHEDRAL



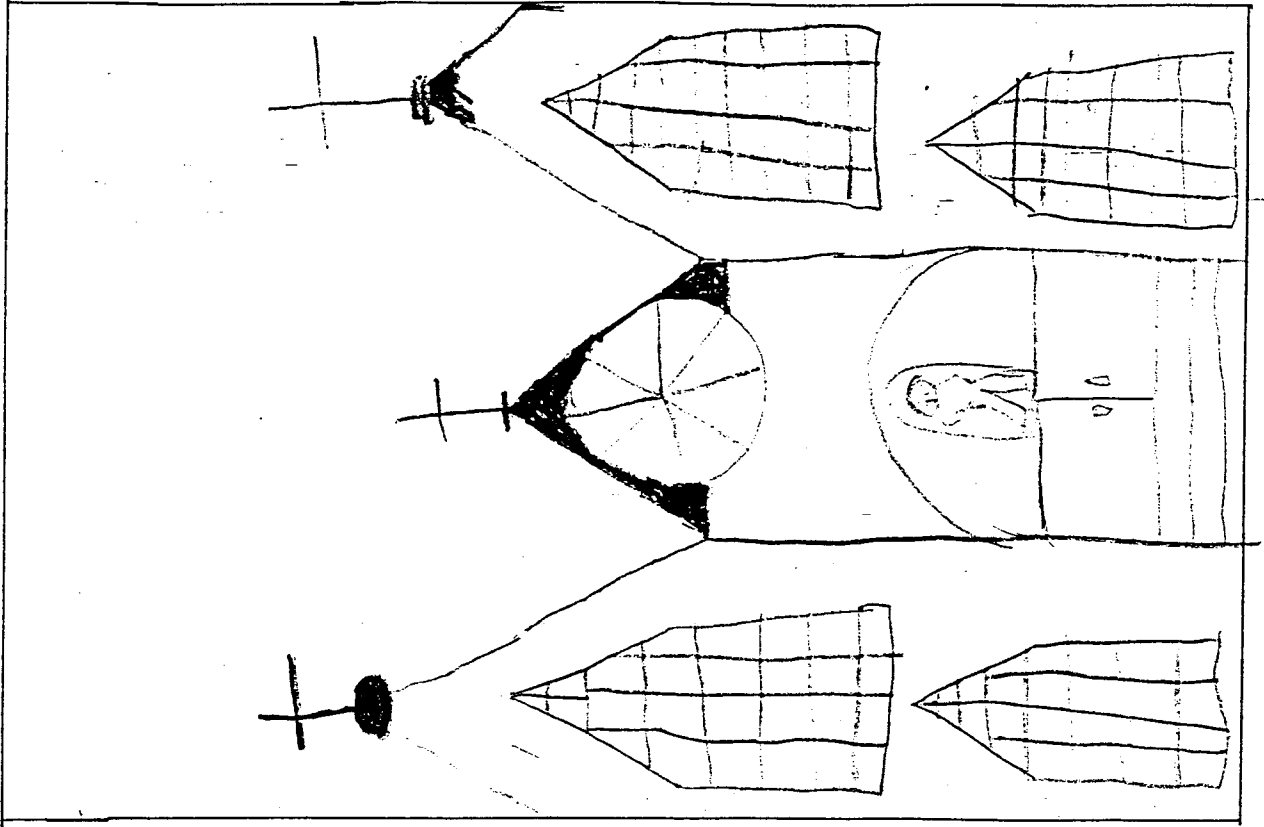
Abbey

St. Patrick's church

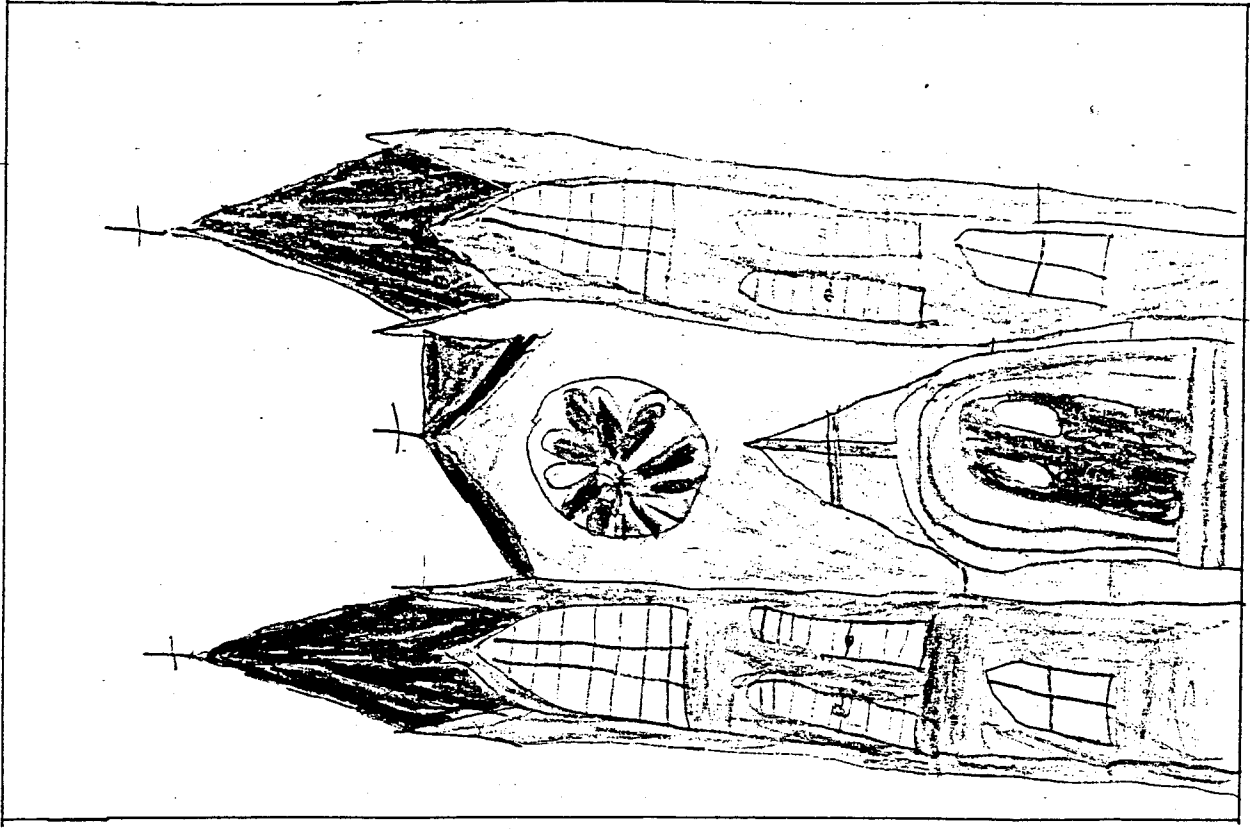
Jade



St. Patrick's Church

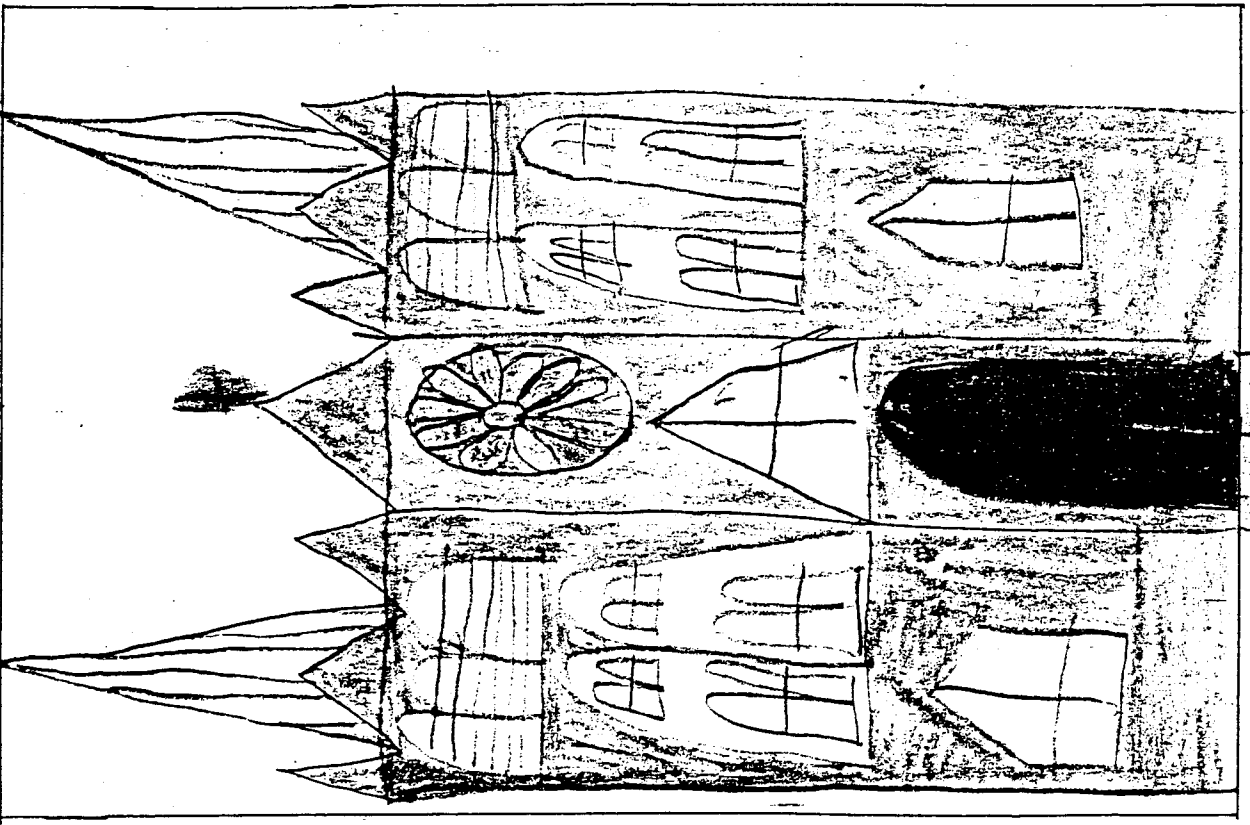


front

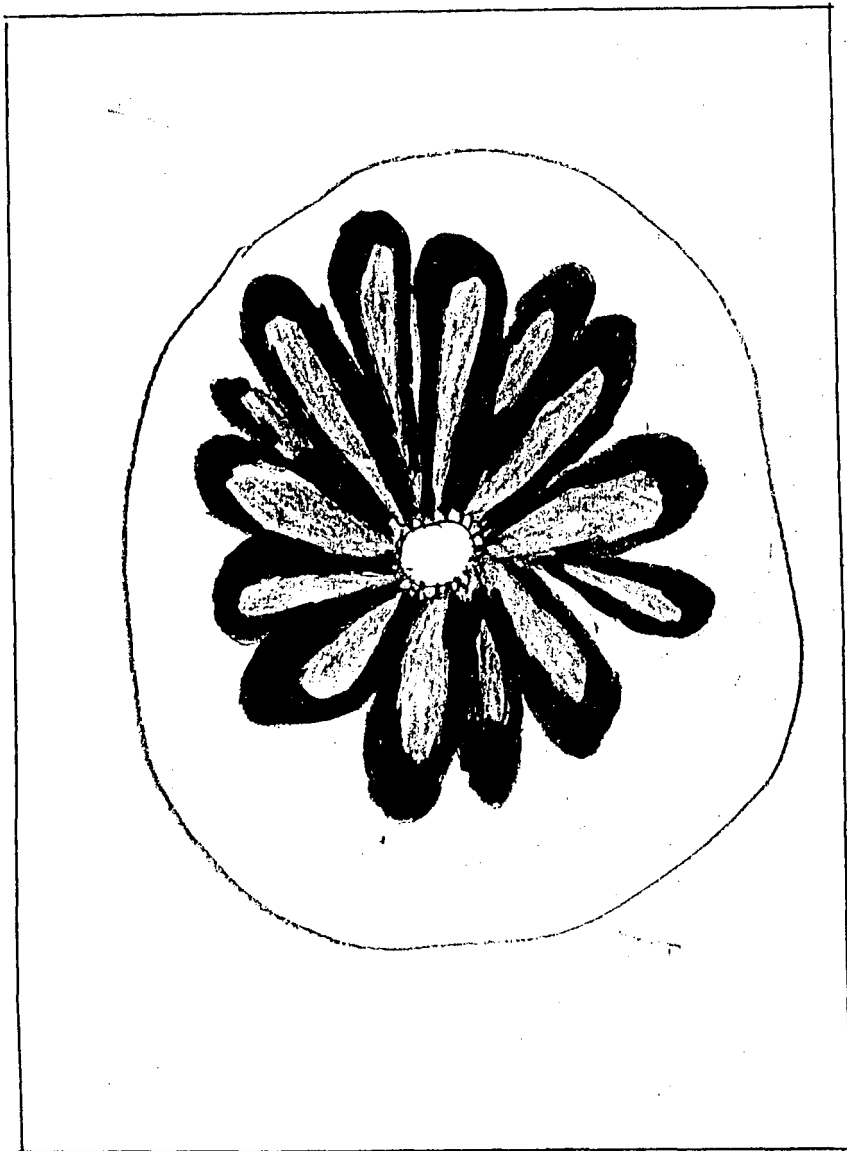


St. Patrick


front



St. Patrick's Church



Draw a sample of a stain glass window.



Draw a sample of a stain glass window.

St. Patrick's Church Educational Tours

Language Arts Activities

1. Write a friendly letter thanking the St. Patrick's Church parish priest for allowing us to tour the church. His name is Father Badiola.

M. ...
C. ...

St Louis School
830 a Balmoral
St. St

Medicine Hat, AB

April 3, 1992

Tia and I

Dear Father Radola,

Thank you for letting us
go in the church. Margaret
was a great help to take us
to the bell tower. It was
a little bit scary going up
the stairs. Margaret was
brave taking 4 groups up
to the bell tower. The first
time the bell rang it scared
me.

St. Louis School
830 Ashmoral St. S.E.
Medicine Hat AB
T1A 0W9
April 3, 1992

Dear Father Badiola,

Thank you so much for letting us come to St. Patrick's Church. It is really big and beautiful. Also can you thank Margaret for showing us around. My favorite thing is the bell tower. I also liked the stain glass windows. We got to sing where the choir was to be. Mrs. Uessler recorded us. We got to put some Holy water on. We

St. Louis School
830a Balmoral St. & E
Medicine Hat A.B.
TIA-OW9 April 3, 1992

Dear Father Radicla,

I am sending a thank you note to you and Margaret. I really enjoyed the tour. Please thank Margaret for showing us everything it was really neat. The part that I enjoyed the most, was the stained glass windows they looked so nice. I also enjoyed going up to the bell tower. The church is really big and beautiful. I wish I could go again.

Yours truly,

Dana Pocsik

St. Louis School
830a B. of ...
Medicine Hat AB
T1A 0W9
April 3, 1992

Dear Father Badola,

I want to thank you for letting us come to your church. Also thank Margaret. She did a lovely job. I hope you liked our songs. My favorite thing was when we went up to the bell tower. The stain glass windows were nice and colorful. I hope we can come back someday.

Yours truly,
Inevor Smith

Lance

St Louis School
890 a Balmoral St. E
Medicine Hat AB
TIA Dwy
April 3, 1992

Dear Father Badiofa

I really like the Church. It is nice,
I like bell tower, you have lots
of windows,

and how many dots. Thank-
you for letting us go.

Yours truly Lance



St. Patrick's Church

St. Louis School
830 a. Balmor St. S &
Medicine Hat. AB
TIA OW 9
April 3, 1992

Dear Father Badonca,

Thank you for invitation to St. Patrick's Church. I had a good time. I liked the bells but I was a little scared and I also liked it when we got to sing at the top were the Chancel used be. There benches. Thank you Margaret for showing us around the church. The stain glass windows were beautiful the good.

yours sincerely Kyle Batsel.

Jeremy
Jerom

St. Louis School
830 Palmyra St.
Medicine Hat, Alberta
T1A 0W9
April 3, 1992

Dear Father Badisio

I want to thank you for letting
us come. My favorite thing was
the bell tower, I really liked it.
Can you invite us back

Yours truly,
Jeremy
dale
Sutherland

St Louis School

830 a Balmoral St. & E
Medicine Hat, AB

TIA 0W9

April 3, 1992

Dear Father Badiola,

I would like to thank you for the tour of St. Patrick's Church. My favorite things were the stain glass windows and the statues. Please thank Margaret for showing us around. We got to go in the confessional but there was nobody in the middle. I have to go by.

Your friend,

Maggie

S. Louis School
830 a Balmoral St. St.
Medicine Hat, AB
TIA G. W. G.
April 3, 1992

Dear Father Badiola

I want to thank you for letting
us come to the church. I liked
the bell tower. I just about
fell down. I liked the beautiful
stain glass windows.

ps thank Margaret

Yours truly,

Jeffrey Kishel

From Nolan Carr

St Louis school
830 W Balmoral St SE
Medicine Hunt, AB

April 3, 1992

Dear Father Bardiola,

Hi my name is Nolan. I liked the tour. The most enjoyable part about going there was the bell tower. When we went up there we rang the bell. Thankyou Margaret for giving us the tour Your truly,

Nolan
Carr

DeAnne

St. Louis School
830a Balmoral St & E
Medicine Hat AB
April 3/1992

Dear Father Bodiola,

I want to thank you for letting us come
for a tour I like the Bell tower, It was
lovely. We all sang in the choir loft.
It was fun. My favourite thing is the
Bells I thank your secretary, Margaret

Yours truly,
DeAnne Statham

St. Louis School
1350 Balmoral St.
No. 009
April 3, 1992

Dear Father Radtke,

I thank you for letting
us in the church. I
like the bells and the
singing in the choir
so.

Your friend,
J.M.

St Louis School

830a Balmoral St. E.
Medicine Hat, AB
T4A 0W9
April 3, 1992

Dear Father, Bacchiola,

I want to thank you for
letting us come for a tour.

I like the bells the best.

I like your church.

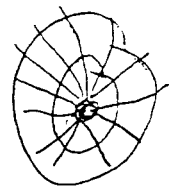
My Mom and Dad got Married
in that church. I heard that
the cross fall down on the
front steps year ago.

Maggie did not go up stairs
to the bells, can you thank

Margaret for doing a longer



your truly
Craig Batsell



St Louis School
830-a Balmoral St. S.E.
Medicine Hat, AB.
TIA 0W9
April 3, 1992

Dear Father Badiola,

I would like to thank you for letting us go to the church. It was a beautiful church. The thing I liked the best is the marble stuff from Italy. I thought the stain glass windows were neat to have all those colors on the windows. The bells were fun. I would like to thank Margaret for singing the bell for us. I would like to thank all the people who support St Patrick's Church.

Yours truly,

Arvid McMoran

St. Louis School
800a Balmoral St. SE
Medicine Hat, AB
T1A 0W9
April 3, 1992

Dear Father Radiola,

Thank you for letting us come
to the church for a tour. Margaret
did a lovely job on taking us on tour.

She is wonderful and friendly.

The best thing was the bell tower
even though it was scary.

Another few things I liked were
the glass stair windows.

And the marble from Italy.

Yours truly,

Shannon

St. Louis School
830a Balmoral St. SE
Medicine Hat AB
T1A 0W9

Dear Father, Barbara,

Thank you for

letting us go to your church

I had alot of fun. You also
have alot of stain glass windows

My favorite part was when
we went to the bell tower.

When we were up there

we rang the bell. It was

loud and scary. And you also

have a nice church.

Yours truly,

James Wilson

St. Louis School
830 1/2 Balmoral St
Medicine Hat AB.
TIA OW9
April, 3 1992

Dear Father Badiola,
The favorite thing in the church
was the bell tower. Thank you
for showing us around. Thank
you for the tour.

Yours truly,
Owen Suis

yours
truly
Christina Gibson

St. Louis School "
830 a Balmoral St. SE
Medicine Hat, AB
TIA 0W9

April 3, 1992

Dear Father Badiola,

Thank you for inviting
us to your church on thursda.
I would like to tell you
about which things I liked
best. I liked the bell tower
the stone glass windows
and the seats we sat
on. And I thank Margie
for showing us around.

S.t. Luss School
830 a Balmoreal S.t. S.
Medicine Hat A B
T/A O W 9
April 3, 1992

Dear Father Badiola,

I want to thank you
for letting us come to S.t.
Patrick's Church. Also thank
Margaret for showing us around
the church. I liked the bells
the best. Thank you again
for letting us come well
we have to go now by.

Yours truly,
Dawn Potts
from Grade 3

St. Louis School

830 a Balmoral St. E

Medicine Hat AB

T1A 0W9

April 3, 1992

Dear Father Baduola,

I thank you for letting us
come to St Patrick's Church. I would
like you to thank Margaret for
me and thank Margaret for being
so brave taking four groups up to
the hell tower.

Your truly,

Jade St. Jacques

St. Patrick's Church Educational Tour

1. The construction of St. Patrick's Church was started in what year?

The construction of St. Patrick's Church was started in the fall of 1913.

2. In what city was this church built?

St. Patrick's Church was built in Medicine Hat.

3. What is the importance of a cornerstone for a building such as St. Patrick's Church?

The importance of the cornerstone is to show when the building was built.

4. Who was Father Legal?

Bishop Legal was the priest who helped make St. Patrick's a parish.

5. What was the population in the community when the church was started?

The population at the time the church was started was 600.

6. The stain glass windows were from what country?

The stained glass windows were made by Reult Freres of Reims, France.

7. The altar and communion rail were made of a special material from Italy. Name this material.

This material is known as Carrara marble.

Mistry

St. Patrick's Church Educational Tour

1. The construction of St. Patrick's Church was started in what year?

The construction of St. Patrick's Church was started in the fall of 1912.

2. In what city was this church built?

St. Patrick's Church was built in Medicine Hat.

3. What is the importance of a cornerstone for a building such as St. Patrick's Church?

The importance of the cornerstone is to show when the building was built.

4. Who was Father Legal?

Bishop Legal was the priest who helped make St. Patrick's a parish.

5. What was the population in the community when the church was started?

The population at the time the church was started was six hundred.

6. The stain glass windows were from what country?

The stain glass windows were made by Bault Frozes of Rennes, France.

7. The altar and communion rail were made of a special material from Italy. Name this material.

This material is Carrara marble.

Name
JENNIE
ECKES

St. Patrick's Church Educational Tour

1. The construction of St. Patrick's Church was started in what year?

The construction of St. Patrick's Church was started in the fall

2. In what city was this church built?

St. Patrick's Church was built in Medicine Hat. (of 1912)

3. What is the importance of a cornerstone for a building such as St. Patrick's Church?

The importance of the cornerstone is to show when the building was built.

4. Who was Father Legal?

River legal was the priest who helped make St. Patrick's a parish.

5. What was the population in the community when the church was started?

The population at the time the Church was started was

6. The stain glass windows were from what country?

Six hand. The stain glass windows were made by Raff. France of Reno.

7. The altar and communion rail were made of a special material from Italy. Name this material.

This material is Carrara marble.

APPENDIX B



June 30, 1992

Mrs. Merrilyn Fowler, Teacher
St. Louis Catholic School
Medicine Hat, AB

Dear Mrs. Fowler

Permission is hereby granted to reproduce photographs as necessary from my publication, The Weather Factory: A Pictorial History of Medicine Hat (1988).

Sincerely

A handwritten signature in cursive script, which appears to read 'L. J. Roy Wilson', is written over a horizontal line.

Dr. L. J. Roy Wilson, Instructor
Department of Humanities & Social Sciences

br

25th Anniversary
College and Community ~ Celebrating Together

P. O. Box 186
Carmangay, Alberta TOL ONO
July 1, 1992

To whom it may concern:

Re: Mrs. Merrilyn FOWLER
of Medicine Hat

According to the copyright notice in the book,
St. Patrick's Church, Medicine Hat,

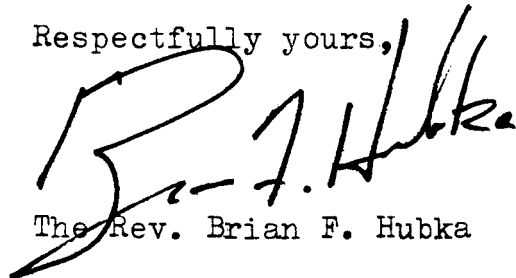
"No part of this book may be reproduced in any form
without permission in writing from the publisher..."

and the publisher is given as St. Patrick's Parish.

Accordingly, as I have advised Mrs. Fowler, permission
should come from the present pastor of St. Patrick's.

For my part, I, as principal author of the said book,
am pleased to give whatever consent may be within my power
to Mrs. Fowler. I have viewed the video she has prepared
and am very favorably impressed by it.

Respectfully yours,

A handwritten signature in black ink, appearing to read "Brian F. Hubka". The signature is stylized with a large initial "B" and a long horizontal stroke.

The Rev. Brian F. Hubka

Gordon, Smith & Company

Barristers, Solicitors & Notaries

LAWRENCE R. GORDON, Q.C.*
also of Saskatchewan Bar)
DANIEL J. SMITH, Q.C.*
WILLIAM K. MILLER, B.R.E., B.A., LL.B.
RUCHE HILL, B.SC., LL.B.
ION HILL, LL.B.
WARREN C. STARK, B. Comm., LL.B.
JRK F. STANLEY, LL.B.
Student-At-Law)

TELEPHONE (403) 527-5506
TELECOPIER (403) 527-0577

YOUR FILE:

OUR FILE: 22379 DJS

August 5, 1992

Merrilyn Fowler
888 - 20th Street N.E.
Medicine Hat, Alberta
T1C 1M4


Dear Madam:

RE: ST. PATRICK'S PARISH COUNCIL

This will confirm our telephone conference of August 4, 1992. I can advise as Chairman of St. Patrick's Parish Council, the Parish Council concurs with your use of photographs and information from a book entitled "St. Patrick's Church". This is the same book which was published by the Parish in our 75th Anniversary Year.

If you have any further questions or require expansion concerning the above, please advise.

Yours very truly,


DANIEL J. SMITH, Q.C.
Chairman, St. Patrick's
Church Parish Council

DJS/js

APPENDIX C

SEE VIDEO TAPE of HISTORY of ST. PATRICK'S
CHURCH (attached)



**AN INTEGRATED UNIT OF
THE HISTORIC ST. PATRICK'S CHURCH
IN MEDICINE HAT**

MERRILYN K. FOWLER

B.Ed., University of Lethbridge, 1984

**A One-Credit Project
Submitted to the Faculty of Education
of The University of Lethbridge
in Partial Fulfillment of the
Requirements for the Degree**

MASTER OF EDUCATION

LETHBRIDGE, ALBERTA

August, 1992

AN INTEGRATED UNIT OF
THE HISTORIC ST. PATRICK'S CHURCH
IN MEDICINE HAT

MERRILYN K. FOWLER

Approved:

<u>David Townsend</u>	<u>Sept 1/92</u>
Supervisor: D. Townsend, Ph.D.	Date
<u>Richard L. Butt</u>	<u>3 Sept/92</u>
Faculty Member: R. Butt, Ph.D.	Date
<u>Bryana L. Greene</u>	<u>92-09-04</u>
Coordinator of Graduate Studies in Education	Date

TABLE OF CONTENTS

Overview	1
History of St. Patrick's Church	2
St. Patrick's Church Video Dialogue	10
Social Studies Lesson Plan	20
Physical Education Lesson Plan	21
Math Lesson Plan	22
Science Lesson Plan	23
Music Lesson Plan	24
Language Arts Lesson Plan	25
Health Lesson Plan	26
Art Lesson Plan	27
References	28
Appendix A (Students' Sample Assignments)	
Appendix B (Copyright Letters of Permission)	
Appendix C (VCR Video Tape of St. Patrick's Church)	

AN INTEGRATED UNIT OF THE HISTORIC ST. PATRICK'S CHURCH IN MEDICINE HAT

A. OVERVIEW

1. The general idea of this unit is to present the history of St. Patrick's Church to an elementary classroom. Many of the children have visited the building, but are unaware of the history connected to the community of Medicine Hat.
2. The main purpose of this unit is to develop in the students an appreciation of the Neo-Gothic structure that is found in their city.

B. INTRODUCTION

1. Motivation
 - a) This unit will be initiated by the showing of recent slides and video made of the newly renovated St. Patrick's Church.
 - b) The parish priest will be invited to come to speak to the students about the history of the church.
 - c) The children will be taken on a tour of the church. They will be allowed to climb the stairs to see the bells in the tower.
 - d) James Marshall, a local Medicine Hat artist, will be invited to speak to the students about his drawings of the church.
2. Main Approach
 - a) The main approach will be made up of class discussions, research, story development, map work, role playing and art projects. The development of math and science activities will be included in the unit.

THE HISTORY OF ST. PATRICK'S CHURCH IN MEDICINE HAT, ALBERTA

St. Patrick's Church, is a landmark that is well known in the prairie provinces. A picture of Medicine Hat would not be complete without this important site. This paper will tell of the history, and the type of architecture used in the construction of St. Patrick's Church in Medicine Hat, Alberta.

The Roman Catholic Church developed under the assumption that the world should be divided into religious territories. These Catholic territories were called dioceses. The Diocese of Quebec was theoretically in place from 1674 to 1844. As this diocese covered a vast area of western Canada, it had to be divided into suitable working territories. Near Edmonton, the Diocese of St. Albert was established on September 22, 1871. While Medicine Hat, did not even exist at this time, this area was part of the Archdiocese of St. Boniface in Manitoba. Since the distance from Manitoba was so great, Maple Creek and Medicine Hat areas were moved into the St. Albert Diocese on December 12, 1891.

After the Red River Rebellion, many of the Manitoba Metis left that province, following the buffalo across the prairies. The Roman Catholic priests followed after the Metis and Indians to instruct these people in the Roman Catholic faith. Between 1875-77, the priests and the Metis established several chapels in the Cypress Hills area. One was near Medicine Hat at Dunmore, and another was at Medicine Hat. The deciding factor that resulted in

the choice of Medicine Hat as the centre for a larger church was the location of the Canadian Pacific Railway in May of 1883. By 1886, Medicine Hat's population was six hundred. This new town was the commercial hub of vast ranch and farm land. Homesteaders began arriving by rail to begin new lives on the prairies. As the number of Catholic settlers increased, more demand was placed on the missionaries, and the idea of St. Patrick's Church began to take form in the growing town.

On November 10, 1897, Bishop Emile J. Legal, O.M.I., confirmed sixteen candidates for the Roman Catholic Church in Medicine Hat. The church encountered many problems in obtaining priests for the Medicine Hat area. A small wooden church had been built as a temporary building until the new structure was planned. Finally, in January 28, 1911, Bishop Legal announced St. Patrick's as a parish. After all the necessary permission was obtained, the basement for St. Patrick's Church was started in the fall of 1912.

The Diocese of Calgary was outlined for southern Alberta on November 30, 1912. The first bishop was John Thomas McNally. He was appointed to the Diocese on April 4, 1913, but did not arrive in Medicine Hat until July 27 of that year.

His Grace Archbishop Legal travelled to Medicine Hat in June, 1913, for the last time to bless the cornerstone of St. Patrick's

Church. Archbishop Legal died on March 10, 1920, after serving the Roman Catholic Church for almost forty years.

The style of architecture decided upon for St. Patrick's Church was neo-Gothic or Gothic Revival. This church in Medicine Hat bears some resemblance to St. Patrick's Church in New York City, although it is smaller in size. The Medicine Hat structure is appropriately 48 metres in length, 18 metres in width and 44 metres in height.

It may have been a dream for some people, that the Medicine Hat St. Patrick's would someday be a cathedral. Unfortunately for them, a cathedral is a church that is built for a bishop, and there has never been a bishop appointed to Medicine Hat.

The architect selected to build the church was Manley N. Cutter of Mountclair, New Jersey. He received his first payment on August 9, 1912.

The sod turning ceremony was done on Tuesday, September 17, 1912 by Father Auguste Cadoux. A. E. Forester, a local contractor began digging the basement for the new building, but winter soon brought a halt to the construction of the church. The contractors, Purdy and Henderson from Vancouver, signed a contract to do the major construction on February 4, 1913. The contractors resumed work during the third week of May.

With what was for the times very modern machinery, a concrete mixer hoisted concrete up a 23 metre tower elevator to be poured into any desired wall by means of large conveyor pipes. The tower extended to a height of 32 metres. The basement walls were 56 centimetres thick. The structure was to be indeed secure as it was made with reinforced concrete throughout. The two towers reached a height of 46 metres. The exterior of the building had rather a dull white finish. This finish was a special water proofing mixture that was literally blown into the concrete. Since the whole structure was made of reinforced concrete, it was to be absolutely fire proof. It was only the second building on the North American continent to be built of this type of construction.

In August 1913, the church ran into financial problems and the project was stopped, but those difficulties were quickly resolved and, a few weeks later, work began again. The external parts of this huge structure were more or less finished on January 4, 1914. However, at this time there was no hope of finishing the interior. Windows were not even available. The inside housed a beautiful altar and communion rail made of Italian carrera marble that had been a gift from Mr. Michael Leonard, but much of the other interior work would be completed in stages, over several years.

On March 19, 1914, Bishop McNally came from Calgary to bless the bells. There were three bells that were cast by G. Paccard & Sons at Annecy Le Vieux, Ste. Savoie, France. The bells are in

the keys D, F sharp and A. Their total weight is 2415 kilograms. The total cost for these three bells in 1914 was \$2551.68. One bell was donated by Mr. & Mrs. P. J. McKinnon; a second bell was donated by Mrs. Mary Warden Leonard; and the third by Mr. & Mrs. I. G. Millar.

A strange story tells of a concrete cross that had been located half way between the steeples, above the main entrance. It was the day of First Communion and Confirmation in the new church. After all the people had left, the concrete cross crashed down on to the steps where many children had been standing, not more than a few minutes before. This happened around February 27, 1919. The cross was restored when the re-roofing project was done in 1978-80, many years later.

Even though the interior of the upper church was finished in 1932, the congregation was still heavily in debt. Problems obtaining loans by the church, resulted in contractors suing for the balance that was still outstanding. It was only after years of effort, donations, and fund raising, the debt was cleared on December 31, 1948. It is interesting to note here that the church was never finished according to the original blueprints because of the extreme cost factor, but it was able to serve its congregation through all the stages of construction and renovation. Father Robert McGuinness, who had graduated as an engineer before entering the priesthood, was asked to design a false ceiling that was suspended about four metres below the concrete roof of the church.

The insides of the interior walls were done in plaster. J. Davidson & Company of Winnipeg did the plastering. B. P. Scanian from Medicine Hat was responsible for the wood work, and Elmer Hodges, March & Scott of the Hat did the electrical work.

After the pews, baptismal font, confessionals and pulpit were moved from the basement to the upper level, it was time for the opening of St. Patrick's Church. The Very Reverend William Dagan blessed the church on St. Patrick's Day, 1932. At this time the costs of construction were in excess of \$150,000, and this was in the depths of the Great Depression.

Monsignor McCoy commissioned Vincent Gawron, a Polish refugee, to design a copper reredos for each of the side altars. McCoy then planned with Burns-Hanley Company of Regina to buy stained glass windows made by Rault Freres of Rennes, France. The eight large nave windows and four sanctuary windows cost \$9000. The floor was tiled in 1958. Mr. H. G. Glyde, R.C.A. painted the Stations of the Cross which were presented to St. Patrick's Church on May 26, 1960, in memory of Dr. G. Ross Gibson.

This beautiful structure was not without flaws. Over the years the roof leaked, causing damage to the interior. Repairs were made to the roof, and the interior was replastered and painted in 1966. Under the guidance of Father McLellan, the new rectory was built during his pastorate between the years 1967-72.

When Father Walter Krewski arrived, he decided that the basement should be remodelled and used for parish organizations. Special activities were held to raise the necessary funds.

Unfortunately, the problem with the leaking roof continued and the exterior of the church began showing signs of crumbling. In September 1976, the engineering firm of Underwood, McLellan and Associates Limited was hired to make a structural, mechanical and electrical appraisal of the church.

The structure was strong enough, but the roof needed immediate attention. Watson Construction from Calgary began work in September, 1978 and continued, on and off, until they finished finally in the spring of 1980. In this renovation a wooden roof was built over the concrete one. The new roof was then insulated, leaving a 5 centimetre air space that the builders hoped would eliminate any more dry-rot. The entire roof was then covered in copper. The steeples were also covered with copper and a finishing coat was put on the facade and towers of the church.

The Knights of Columbus donated new oak doors for the front entrance of the church. Watson Construction kindly offered their time to install the doors on September 19, 1980. The Alberta 75th Committee presented the church with flood lights in February 1981, to commemorate Alberta's seventy-fifth birthday that was held in 1980.

In 1987, the parish undertook the project of resurfacing and repairing the exterior of the church. The cost of this was \$400,000. By the spring of 1992, the complete interior of the church was also repaired and repainted. The total cost of this project was \$72,000.

The parish priests and their community have worked hard to keep their church a positive symbol of faith in the city of Medicine Hat. It is a remarkable piece of architecture that will remain as an important historic site in the prairie provinces. It will last as long as the people of the city continue to maintain the structure as they have over the last number of years.

ST. PATRICK'S CHURCH VIDEO

- Slide 1 Music
- Slide 2 St. Patrick's Church is a landmark that is well known in the prairie provinces. A picture of Medicine Hat would not be complete without this important site.
- Slide 3 After the Red River Rebellion, many of the Manitoba Metis left that province following the buffalo across the prairies. The Roman Catholic priests followed in order to instruct these people in the Catholic faith.
- Slide 4 Between 1875 -77, the priests and the Metis established three chapels in the Cypress Hills area. The third chapel was near Medicine Hat at Dunmore.
- Slide 5 The deciding factor that resulted in the choice of Medicine Hat as the site for a church, was the location of the Canadian Pacific Railway in May of 1883.

- Slide 6 By 1886, Medicine Hat's population was six hundred. Mr. Corbin was the owner of the first brickyard in the city.
- Slide 7 This new town was the centre of vast ranch land. Homesteaders began arriving by rail to begin new lives on the prairies.
- Slide 8 The Catholic settlers then put more demand on the missionaries and the idea of St. Patrick's Church began to become a reality.
- Slide 9 On November 10, 1897, Bishop J. Legal, O.M.I., confirmed sixteen candidates for the Roman Catholic Church in Medicine Hat. Problems in obtaining priests for the Medicine Hat area was difficult.
- Slide 10 Finally, on January 28, 1911, Bishop Legal announced that St. Patrick's as a parish.
- Slide 11 After all the permission was obtained, the basement for St. Patrick's was started in the fall of 1912. A.E. Forester, a local contractor began digging for the basement for the new building. Winter brought an halt to the construction of the church. The basement was then completed in 1913.

Slide 12 The sod turning ceremony was done on Tuesday, September 17, 1912 by Father Auguste Cadoux. Contractors, Purdy and Henderson, from Vancouver signed a contract to do the work on February 4, 1913. The contractors resumed the work during the third week of May.

Slide 13 With modern machinery, a concrete mixer hoisted concrete up a 23 metre tower elevator to be poured into any desired wall by means of large conveyor pipes. the tower extended to a height of 41 metres. The basement wall were 56 cm thick. The structure was to be indeed secure as it was made with reinforced concrete through out. Since it was made of reinforced concrete, it was to be absolutely fire proof. It was the second building on the continent to be built of this type of construction.

Slide 14 On November 30, 1912, the Diocese of Calgary was outlined for southern Alberta.

Slide 15 The first bishop was John Thomas McNally. He was appointed to the Calgary Diocese on April 4, 1913, but did not arrive in Medicine hat until July 27th of the year.

- Slide 16 His Grace Archbishop Legal travelled to Medicine hat on June 22, 1913, for the last time to bless the cornerstone of St. Patrick's Church. Archbishop Legal did on march 10, 1920, after serving the Roman Catholic Church for almost forty years.
- Slide 17 The style of architecture decided upon for St. Patrick's Church was Neo-Gothic.
- Slide 18 St. Patrick's Church, in Medicine Hat bears some resemblance to St. Patrick's Church in New York City, although it is smaller in size.
- Slide 19 The Medicine Hat structure in 48 metres in length, 18 metres wide and 44 metres in height.
- Slide 20 It may have been a dream for some people, that the Medicine Hat St. Patrick's would someday be a cathedral. However, cathedral is a church built for a bishop and there has never been a bishop appointed to Medicine Hat.
- Slide 21 The architect that was selected to build the church was Manley N. Cutter of Mountclair, New Jersey. He received his first payment on August 9, 1912.

Slide 22 In August 1913, the church ran into financial problems and the project was stopped. Problems were worked out and a few weeks later work began again. This huge structure was more or less finished on January 4, 1914. However, at this time there was no hope of finishing the interior. They did not even have any windows.

Slide 23 Inside was beautiful altar and communion rail from Italy of Carrera marble that had been a gift from Mr. Michael Leonard.

Slide 24 Bishop McNally arrived in Medicine Hat to bless the bells on March 17, 1914. The three bells were cast by G. Paccard & Sons at Annacy Le Vieux, Ste. Savoie, France.

Slide 25 The bells are keys D, F sharp and A. The total cost was \$2551.68 and mass of 2415 kg. Each bell was donated by different people: Mr. & Mrs. P.J. McKinnon, Mrs. Mary Warden Leonard and by Mr. & Mrs. I. G. Millar.

Slide 26 A strange story tells of a concrete cross that had been located half way between the steeples, above

the main entrance. It had been the day of First Communion and Confirmation, after the people had left the church, the concrete cross crashed down onto the steps where the children had just been standing while having their pictures taken. The exact date was not recorded, but it did happen before February 27, 1919. However, the cross was restored when the re-roofing project was done in 1978-80.

Slide 27 The interior of the upper church was finished in 1932, but the project still heavily in debt. Problems with money and law suits plagued the church. Finally, after years of trying to eliminate the debt, it was cleared in December 31, 1948. The church was never finished according to the original blueprints because of the extreme cost factor. Father Robert McGuinness, who had graduated as an engineer before entering the priesthood, was asked to design a false ceiling that was suspended about 4 metres below the concrete roof of the church.

Slide 28 A room had been designed to hold a pipe organ, but since funding was limited this space continues to be vacant.

Slide 29 During all these years the services had been held in the basement of the church. The pews, baptismal font, confessionals and the pulpit were moved from the basement to the upper church. It was not time for the opening of St. Patrick's Church. The Very Rev. William Dargan blessed the church on St. Patrick's Day, 1932. At this time the church costs were in the excess of \$150,000.

Slide 30 Monsignor McCoy, commissioned Vincent Gawron, a Polish refugee to design a copper reredos for each of the side altars.

Slide 31 McCoy then planned on March 6, 1953, with Burns-Hanley Company of Regina to buy stained glass windows made by Rault Freres of Rennes, France.

Slide 32 The eight nave windows and four sanctuary windows cost \$9000.

Slide 33 The floor was then tiled in 1958.

Slide 34 Mr. H.G. Glyde, R.C.A. painted the 14 Stations of the Cross and were presented to St. Patrick's Church on May 26, 1960 in memory of Dr. G. Ross Gibson.

Slide 35 This beautiful structure was not without flaws. Over the years the roof leaked causing damage to the interior. Repairs were made to the roof and the interior was replastered and painted in 1966. Under the guidance of Father McLellan the new rectory was built and ready for occupancy on May 1, 1970.

Slide 36 When Father Walter Krewski arrived, he decided that the basement be remodelled and used for parish organizations. Special fund raisings were held to earn the money needed.

Slide 37 The problem with the leaking roof continued. the exterior of the church was also beginning to crumble. In September 1976, the engineering firm of Underwood, McLellan & Associates Limited were hired to assess the structural, mechanical and electrical appraisal of the church.

Slide 38 The structure was strong enough but the roof was the problem. Watson Construction from Calgary, began work in September of 1978 and continued on and off until finished in the spring of 1980. They had placed a wooden roof over the concrete one. It was

then insulated, leaving a 5 cm airspace so as to eliminate dry-rot.

Slide 39 The entire roof was then dressed in copper. The steeples were also covered with copper, and a finishing coat was put on the facade and towers of the church.

Slide 40 New oak doors were donated by the Knights of Columbus and Watson Construction kindly offered their time to install them on September 19, 1980.

Slide 41 Flood lights were provided to the church by the Alberta 75th Committee in February 1981, to signify Alberta's seventy-fifth birthday that was held in 1980.

Slide 42 In 1987, the parish undertook the project of resurfacing and repairing the exterior of the church. the cost of this was \$400,000.

Slide 43 By the spring of 1992, the complete interior of the church was repaired and repainted. The total cost of this project was \$72,000.

Slide 44 This church is certainly not just another little church on the prairie. The people of Medicine Hat respect the history of this church in their community. St. Patrick's Church will stand for many years to come and will indeed remain a true landmark for the city of Medicine Hat, Alberta.

LESSON PLAN - SOCIAL STUDIES

Objective: To test knowledge by questioning the students upon their return from the St. Patrick's Church tour.

Introduction: Tour of church.

Students were given question booklets to carry with them in order to record information.

Body: Booklets were prepared and taken on the tour.

The students were able to ask certain directed questions along with their own.

These questions act as a stimulator in encouraging children to participate in the tour.

Materials: Booklets, pencils, question sheet

Conclusion: Students will have gained knowledge of an historical site in their city.

LESSON PLAN - PHYSICAL EDUCATION

Objective: To tour the site of St. Patrick's Church.

Introduction: While touring the building the students will climb up to the bell tower to view the bells and the city from the windows.

Body: By climbing the stairs to the tower the children will use their skills of climbing to higher levels than they had ever attempted.

Safety on the steps must be clearly emphasized. The danger of pushing and shoving would certainly cause injury.

Conclusion: The walk from the school to the church would be about 3 kilometres. The students would then discuss what it must have been like to work at constructing that large building. The strength the workers must have developed and the training they would have needed would also be points of discussion.

LESSON PLAN - MATH

Objective: To allow the students to work out math problems using the structure of St. Patrick's Church.

Introduction: Review methods of measurement using metric.

Body: Search the historical documents and convert from standard measurement of inches, feet and yards to appropriate metric measurements.

Estimate the amount of concrete used to build the walls.

Estimate the size of windows, then measure them.

Count pews, estimate how many people could be seated at one church service.

Conclusion: The students would be able to take math knowledge out of the classroom and apply it to a visible situation which would be a hands-on learning experience.

LESSON PLAN - SCIENCE

Objective: To test the strength of a concrete structure against brick or wooden construction.

Introduction: Discuss with the students the difference between concrete, brick and wood.

Body: Prepare a simple concrete wall.
Construct a wooden wall.
Also build a separate brick wall.
Use the idea of how weather or the environment would affect these structures.
Use water, wind tunnels, hammers to represent hail, and fire to represent lightening damage in order to wear away at the constructed walls.

Materials: Concrete, bricks, wood, water, construction tools, wind tunnels, air compressors and fire.

Conclusion: The students will realize or understand that concrete was the strongest material to use at that time, other than brick or wood construction.

The building was to be completely fire proof.

LESSON PLAN - MUSIC

Objective: To familiarize the students with the music that is used at the church.

That music is a method of prayer done in a joyful way.

Introduction: Say the Lord's Prayer.

Listen to recorded music of the Lord's Prayers done with different melodies.

Introduce modern religious songs.

Body: Select a favourite psalm and set it to a piece of music that students are familiar with.

Make up own music to suit the prayer.

Write out a simple musical score to suit the prayer.

Play with flutes, bells, sticks and or maracas.

Conclusion: To sing finished work on the balcony of the church.

LESSON PLAN - LANGUAGE ARTS

Objective: To instruct the students to write a friendly letter.

Introduction: Introduce a variety of letters to the class; friendly, business, and thank you.

Body: After introducing the letters, decide on the style of letter to be written.

A form letter may be given to the students as a guide.

Introduce the parts of a letter:

Heading

Greeting

Body

Salutation

Signature

Do a draft letter, then correct, and do a final copy.

Conclusion: Review the different forms of letters.

Check final letter for errors.

Send letter to the person it was intended to be written.

LESSON PLAN - HEALTH

Objective: To view the types of safety equipment used while building or constructing St. Patrick's Church.

Introduction: Show the students the pictures of the construction of the church.

Discuss the safety features as seen in the pictures.

Body: Invite a senior citizen that lived in the community when the church was under construction. Ask questions about the safety measures that were used in that day to protect the workers.

Conclusion: Write a report on the differences in safety techniques of the early 1900's versus today's technology such as no use of hard hats, safety boots, or safety glasses.

LESSON PLAN - ART

Objective: To introduce children to the Neo-Gothic Architecture.

Introduction: Present pictures of Neo-Gothic design.

View video and slides of St. Patrick's Church.

Compare pictures of St. Patrick's in Medicine Hat with St. Patrick's Church in New York.

Body: Using pictures, slides, and the video of the church with the Neo-Gothic architecture, and then to allow the students to draw, to construct, or to model a similar structure.

Conclusion: Compare students' work with pictures, slides, and with the video to see if they were able to capture the specific details of Neo-Gothic design.

Materials: drawing paper, paints, charcoal, boxes, tape, marshmallows, coloured paper for stained glass windows

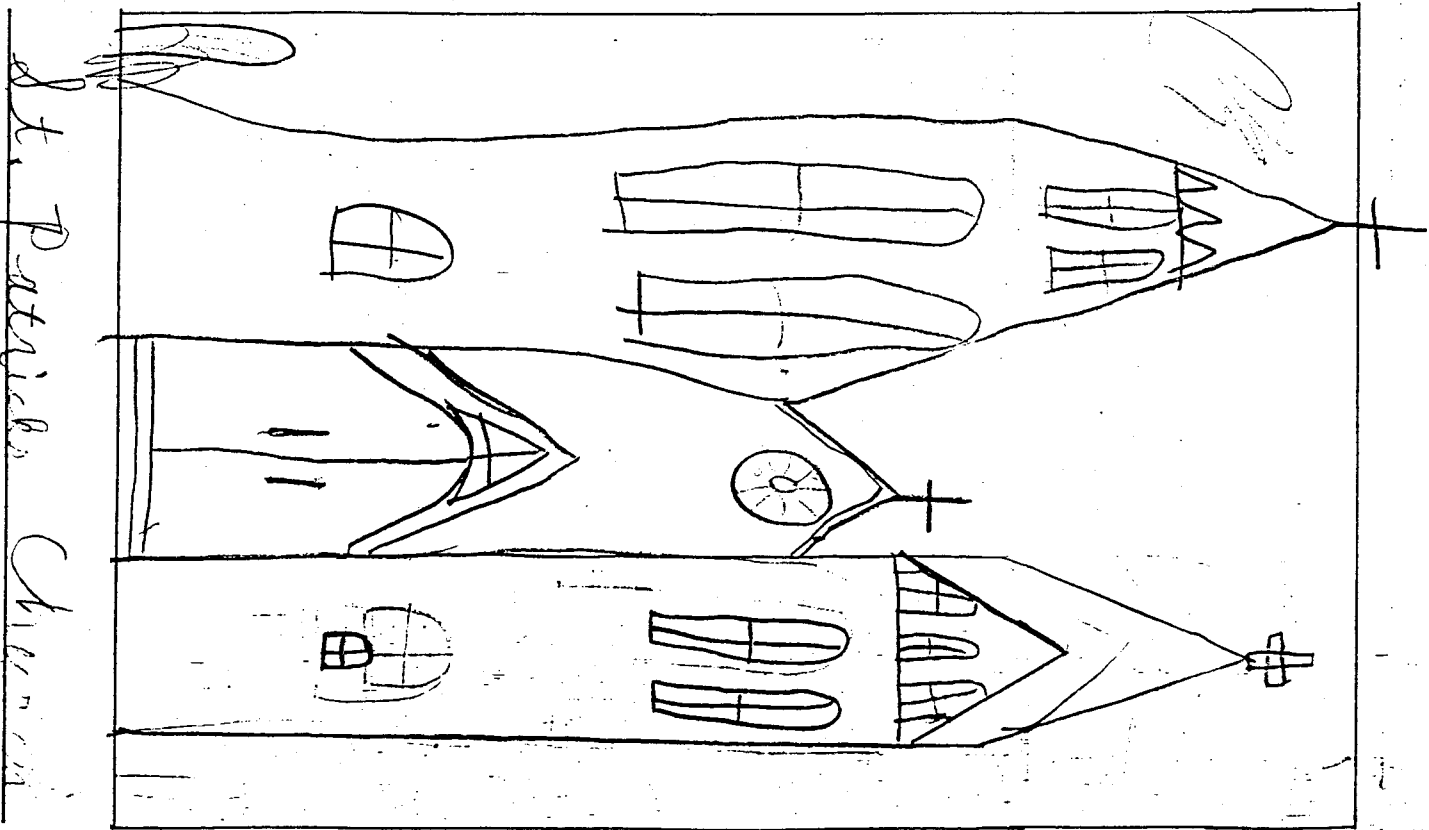
REFERENCES

Dueck, Kathryn G. and Kathryn E. Galvin, "Albertans, Past-Present-Future: Edmonton, Regina: Weigl Educational Publishers Limited, 1983, p. 16, p. 25.

Jones, David D., L. J. Roy Wilson and Donny White. "The Weather Factory, A Pictorial History of Medicine Hat," Saskatchewan: Western Producer Prairie Books, 1988, p. ii, p. 32, p. 50, p. 74.

St. Patrick's Parish, Friesen Printers, 1987, p. 4, p.7, p. 11, p. 22, p. 29, p. 31, p. 33, p. 34, p. 35, p. 37, p. 51, p. 52, p. 55, p. 76, p. 98, p. 101.

APPENDIX A




St. Patrick's Church

Draw a picture of the church on the front
of this booklet. Write the name of the
church on the bottom line.

St. Patrick's Church Tour

	Estimate	Fact
Stain Glass Windows	<u>62</u>	<u>41</u>
Doors	<u>4</u>	<u>20</u>
Pews	<u>100</u>	<u>65</u>
Statues	<u>9</u>	<u>7</u>
Musical Instruments	<u>2</u>	<u>3</u>
Flights of Stairs	<u>5</u>	<u> </u>



1. What is the name of the Church?

St. Patrick's Church

2. At what times are the different masses held?

7:15 pm 9:30 am 10:00 am 12:00 pm

3. How many priests work at this church?

There are two priests.


4. What is the church secretary's name?


Margaret Anhorn

5. List as many different colors that were used in the stain glass windows.

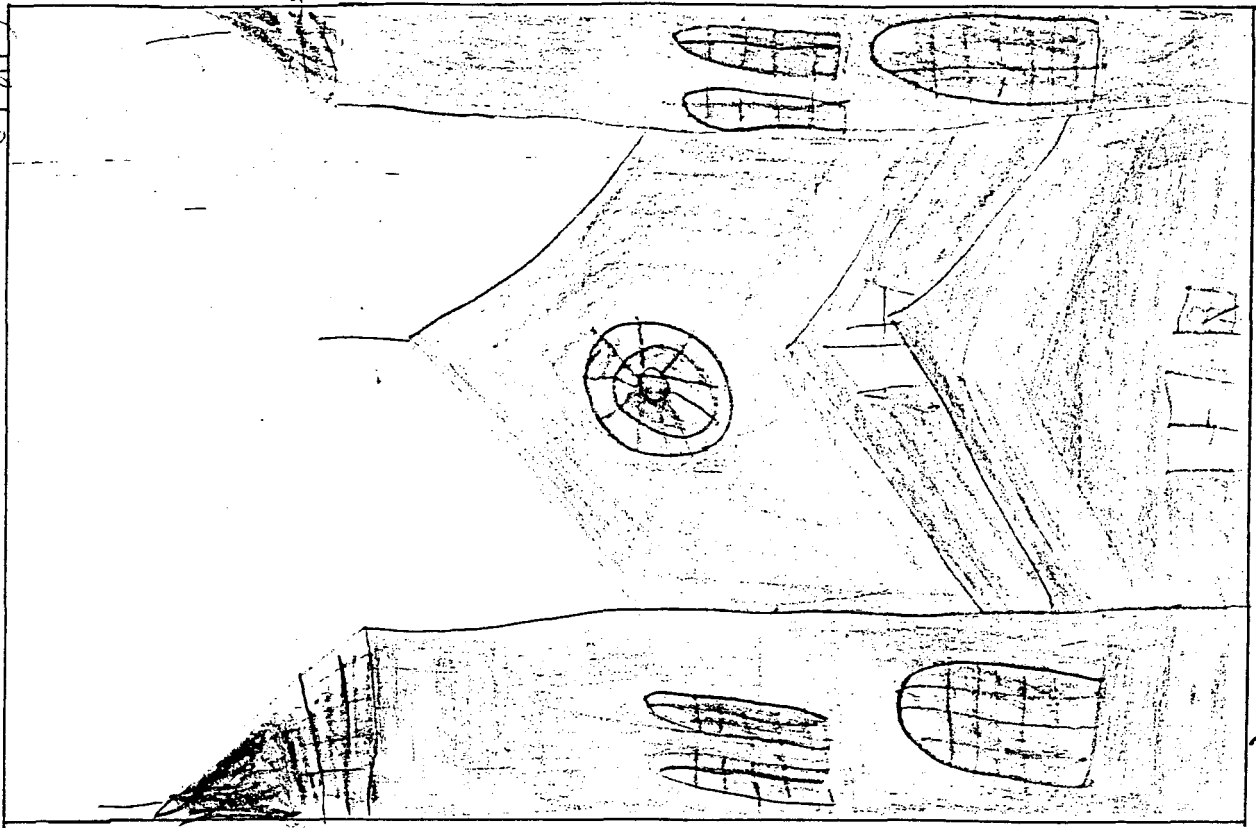
blue, yellow, green, red, pink,
orange, brown, black, white, peach, purple,
gold

6. Approximately how many people could this church seat for one service?

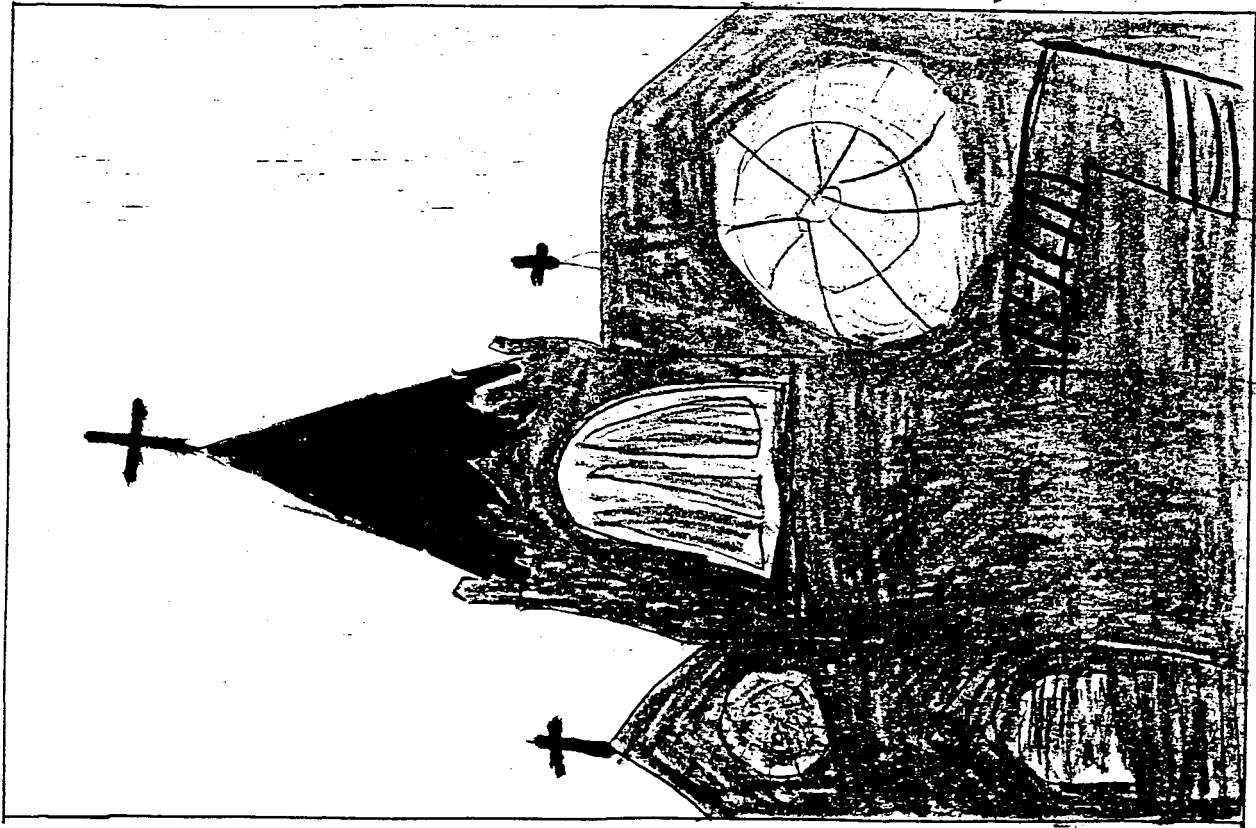




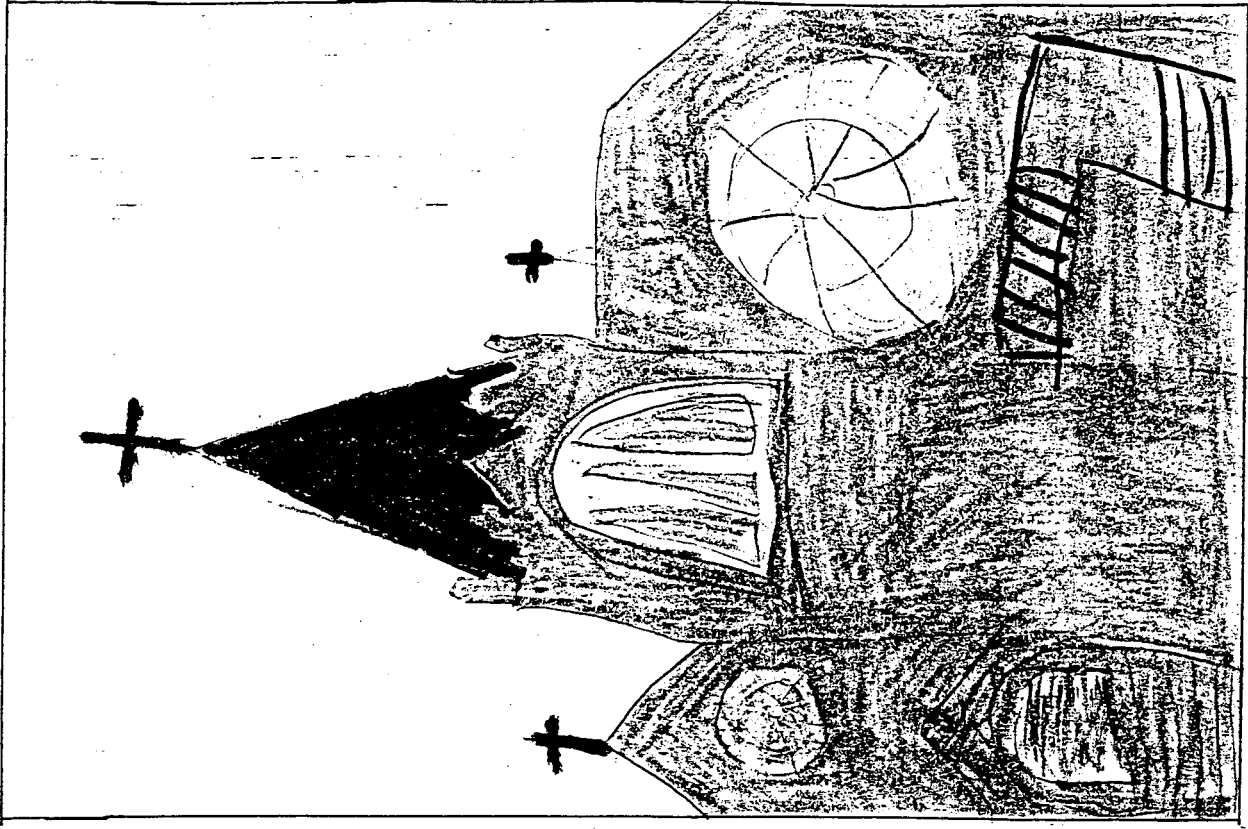
Draw a sample of a stain glass window.



St. Patrick's Church

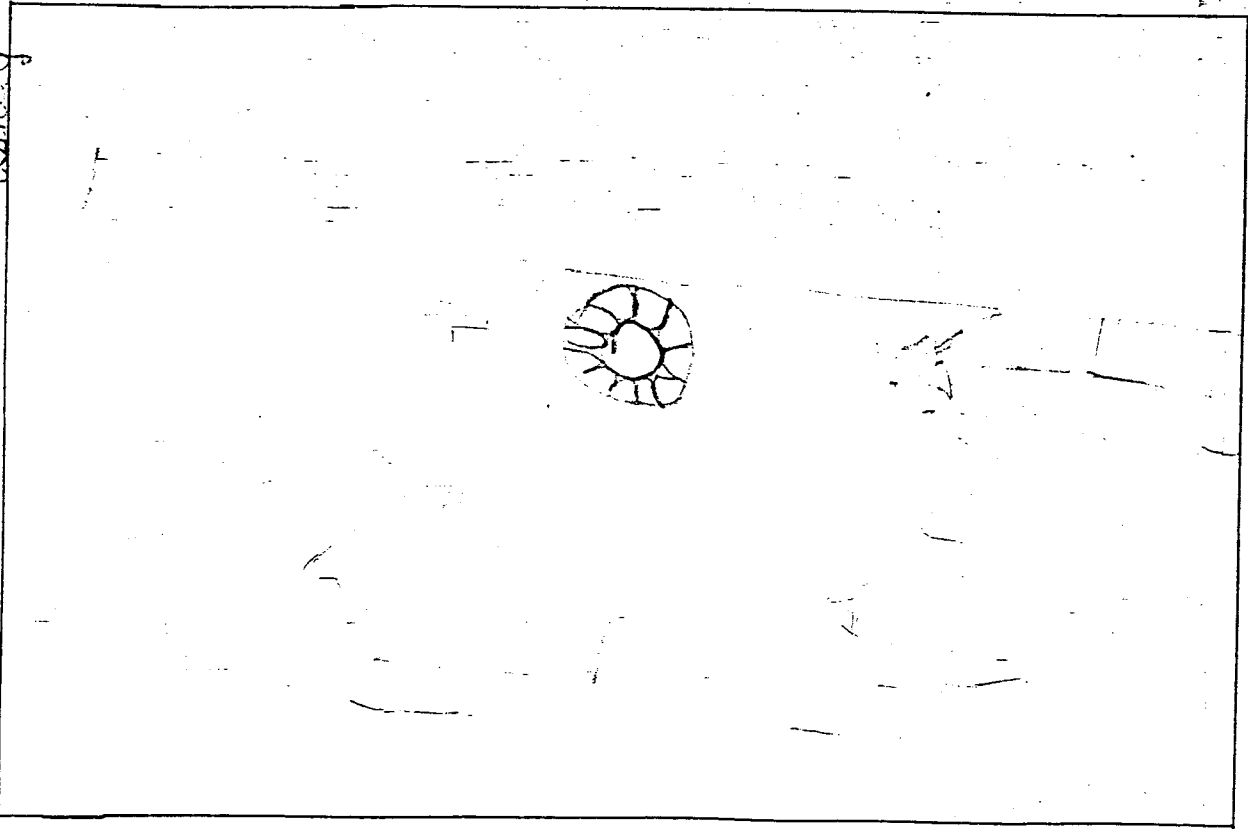


St. Patrick's Church



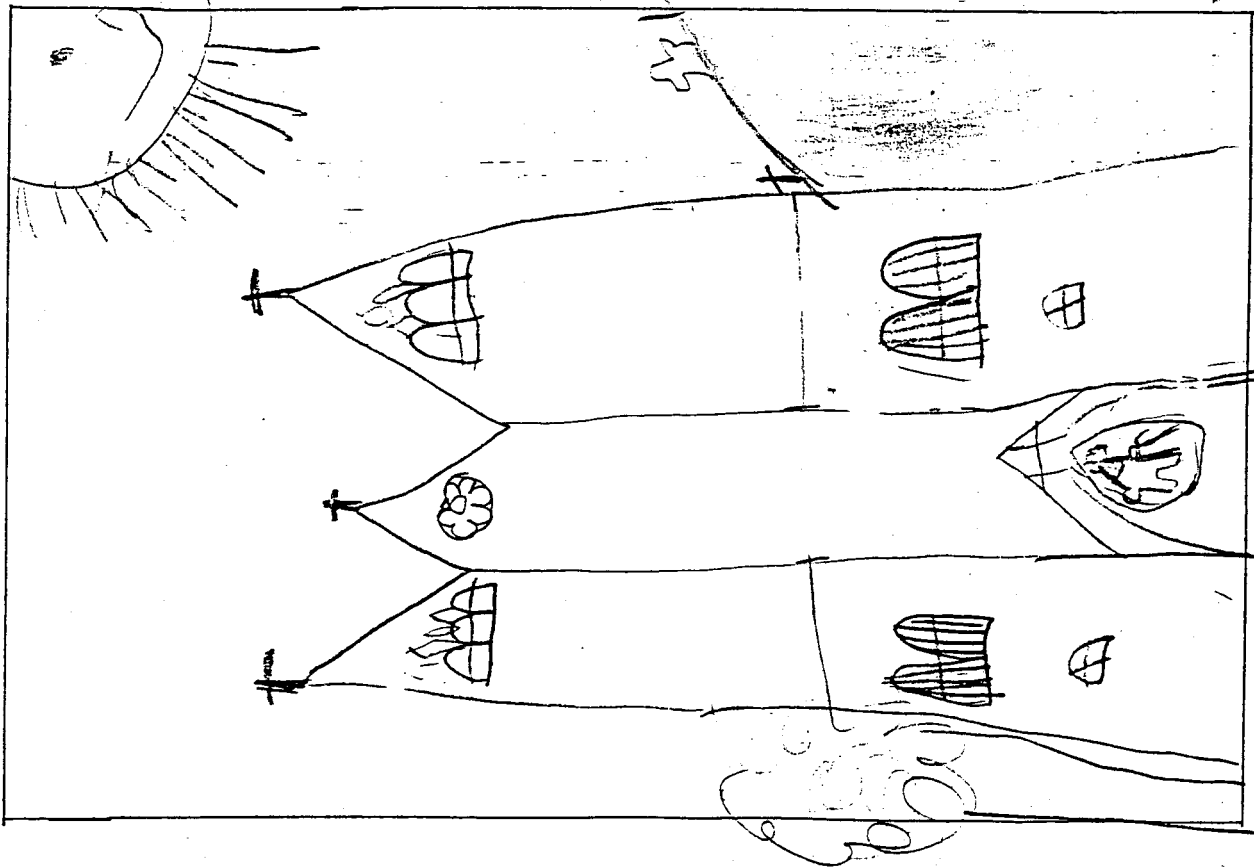
ST. PATRICK'S
CHURCH

Asklej

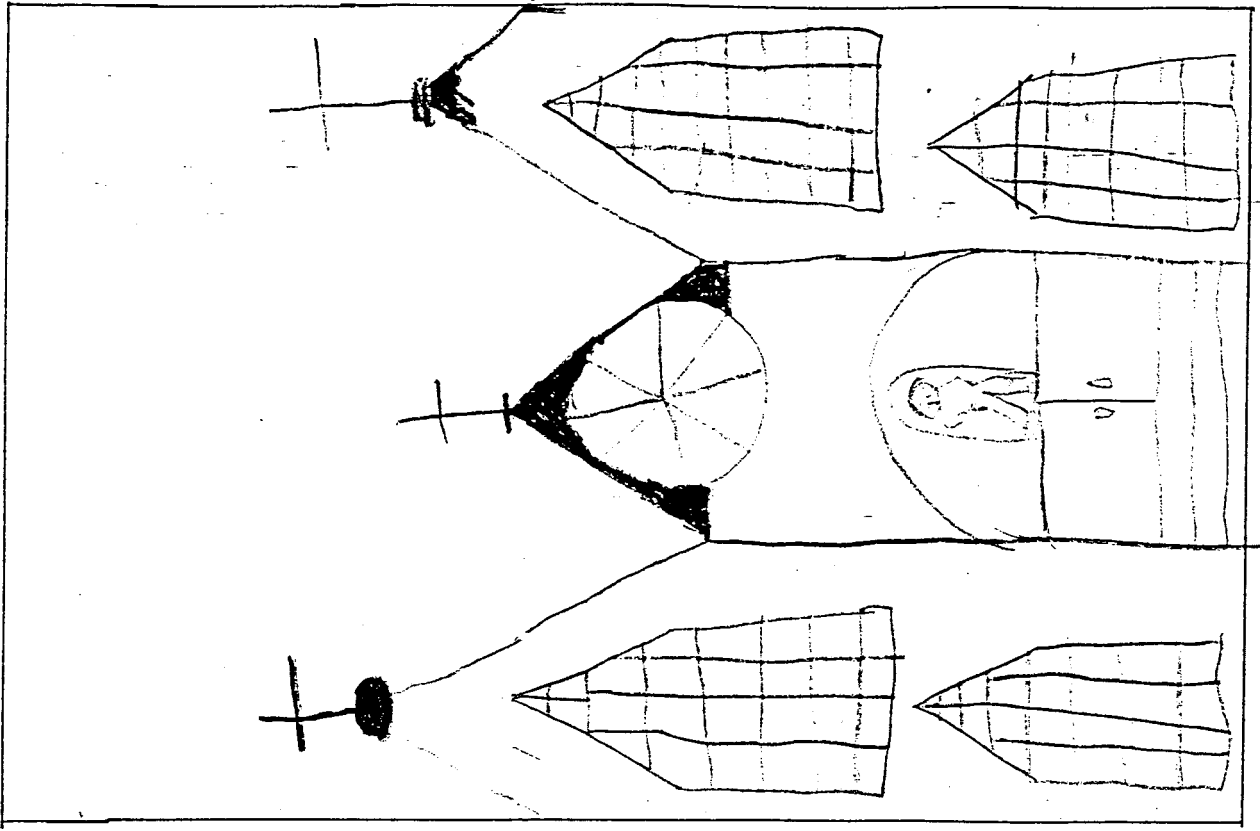


St. Patrick's Church

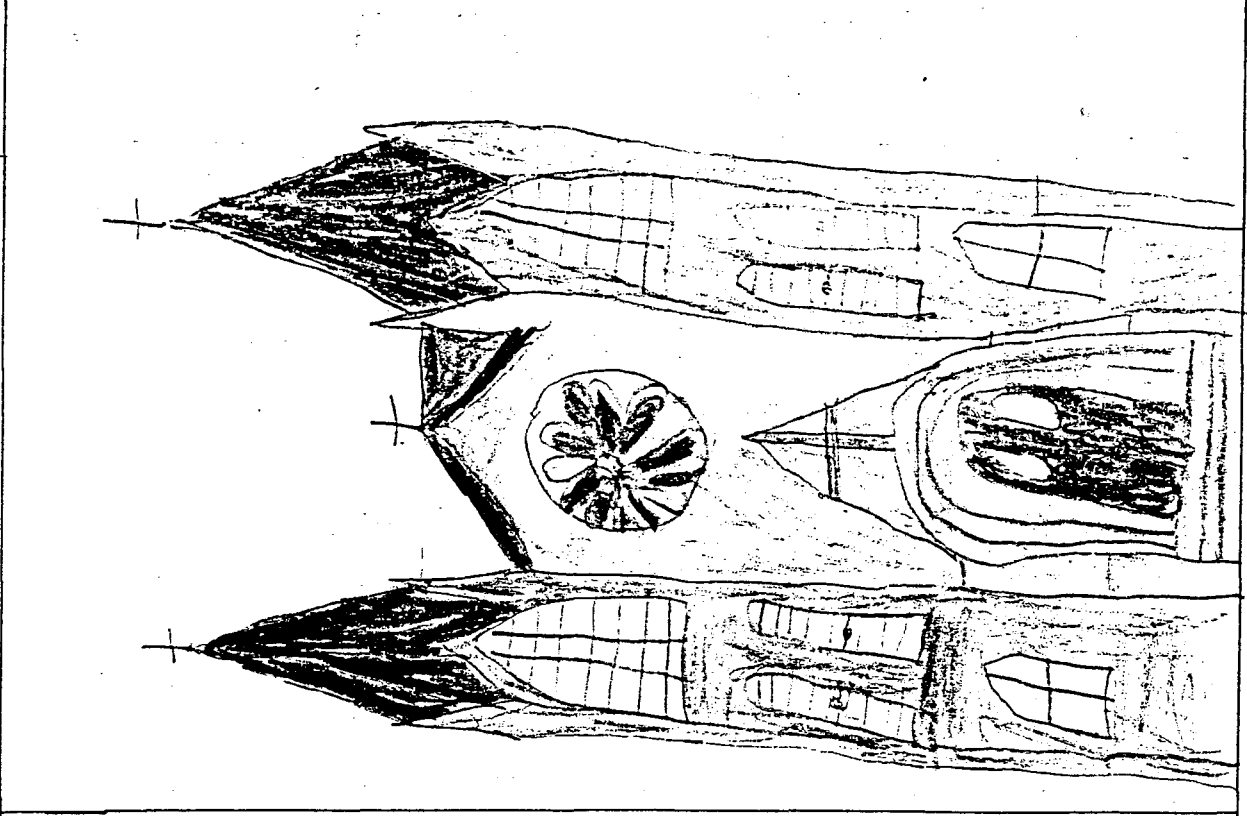
Jade



St. Patrick's Church

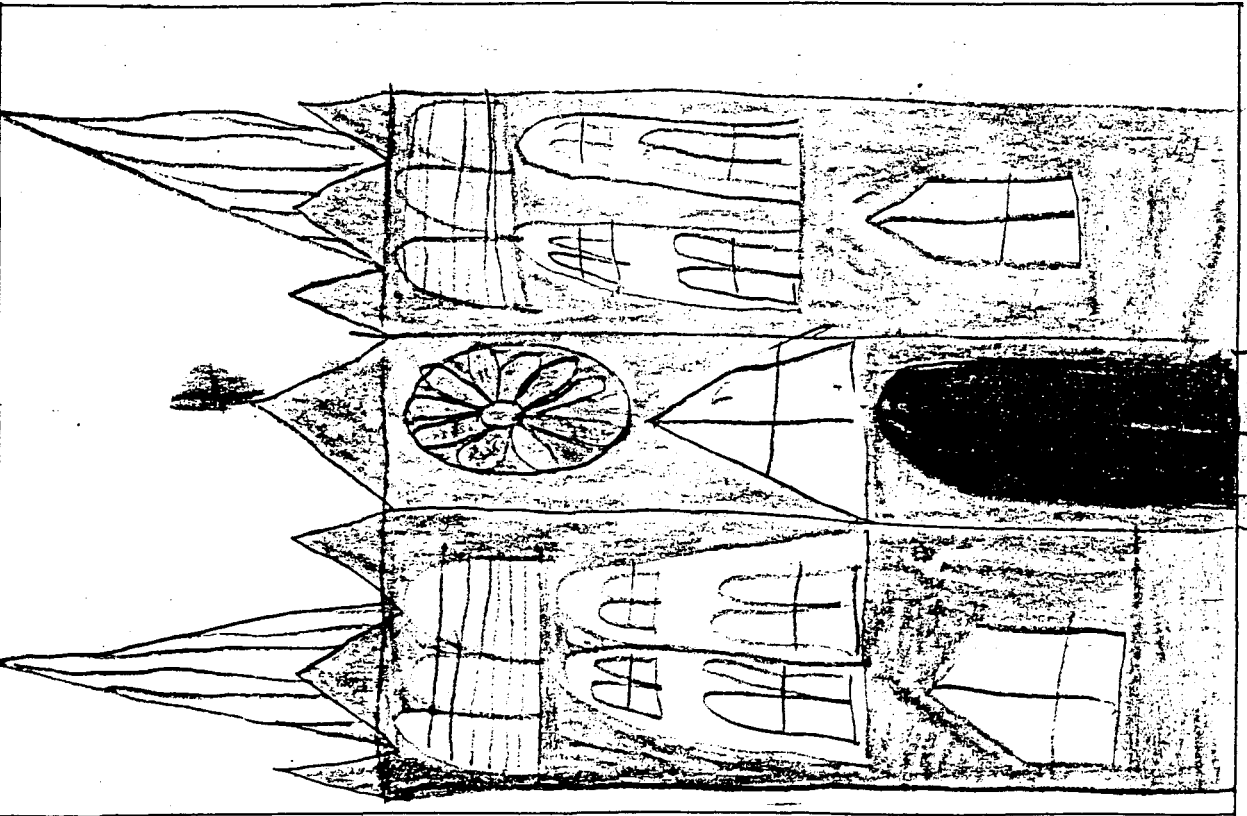


front

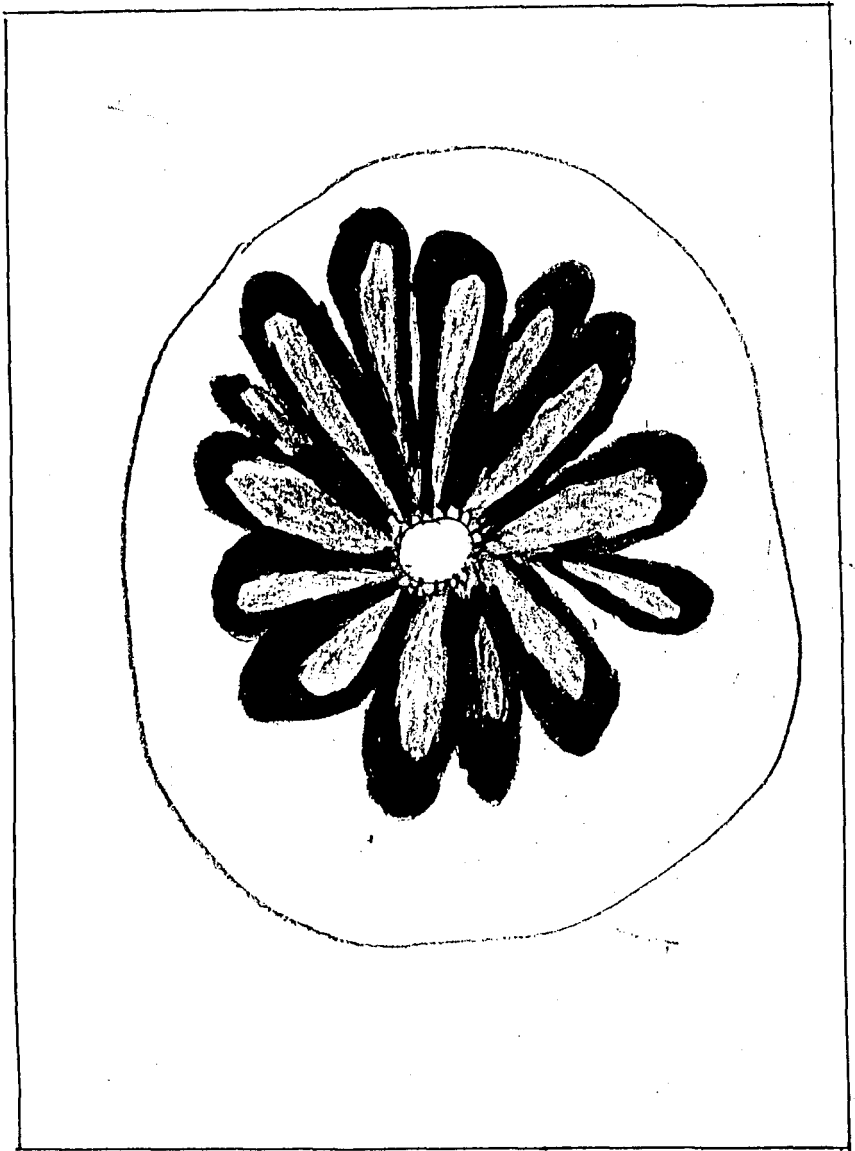


St. Patrick


front



St. Patrick's Church



Draw a sample of a stain glass window.



Draw a sample of a stain glass window.

St. Patrick's Church Educational Tours

Language Arts Activities

1. Write a friendly letter thanking the St. Patrick's Church parish priest for allowing us to tour the church. His name is Father Badiola.

M. H. H. H.
C. L.

St Louis School
830 a Balmoral
St. St

Medicine Hat, AR

April 3, 1942

Tia our

Dear Father Radiola,

Thank you for letting us
go in the church. Margaret
was a great help to take us
to the bell tower. It was
a little bit scary going up
the stairs. Margaret was
brave taking 4 groups up
to the bell tower. The first
time the bell rang it scared
me.

St. Louis School
830 Adlmoral St. S.E.
Medicine Hat AB
T1A 0W9
April 3, 1992

Dear Father Badola,

Thank you so much for letting us come to St. Patrick's Church. It is really big and beautiful. Also can you thank Margaret for showing us around. My favorite thing is the bell tower. I also liked the stain glass windows. We got to sing where the choir use to be. Mrs. Ueber recorded us. We got to put some Holy water on. We

St. Louis School
830a Balmoral St. & E
Medicine Hat A.B.
TIA-OW9 April 3, 1992

Dear Father Badola,

I am sending a thank you note to you and Margaret. I really enjoyed the tour. Please thank Margaret for showing us everything it was really neat. The part that I enjoyed the most, was the stained glass windows they looked so nice. I also enjoyed going up to the bell tower. The church is really big and beautiful. I wish I could go again.

Yours truly,

Dana Pocsik

St. Louis School
830a Bolivar St
Medicine Hat AB
T1A 0W9
April 3, 1992

Dear Father Radola,

I want to thank you for letting us come to your church. Also thank Margaret. She did a lovely job. I hope you liked our songs. My favorite thing was when we went up to the bell tower. The stained glass windows were nice and colorful. I hope we can come back someday.

Yours truly,
Inez & Mitch

Lance

St Louis School
830 a Balmoral St.
Medicine Hat AB
TIA Div
April 3 1992

Dear Father Radiofa

I really like the church. It is nice.
I like bell tower, you have lots
of windows.

And how many dots. Thank-
you for letting us go.

Yours truly Lance



St. Patricks Church

St. Louis School
830 a. Balmor St. S &
Medicine Hat. AB
TIA OW 9
April 3, 1992

Dear Father Badonca,

Thank you for inviting us to St. Patrick's Church. I had a good time. I liked the bells but I was a little scared and I also liked it when we got to sing at the top were the Chancel used be. There benches. Thank you Margaret for showing us around the church. The stain glass windows were beautiful the good.

yours sincerely Kyle Batsel.

Jeremy
Jerom

St. Louis School
830a Palmyra St.
Medicine Hat, AB T1A 0W9
April 3, 1992

Dear Father Badisio

I want to thank you for letting
us come. My favorite thing was
the bell tower, I really liked it.
Can you invite us back

Yours truly,
Jeremy
dale
Sutherland

St Louis School

830 a Balmoral St. de
medicine Hat, AB
T/A 049
April 3, 1992

Dear Father Badiola,

I would like to thank you for the
tour of St. Patrick's Church. My favorite
things were the stain glass windows and the
statues. Please thank Margaret for showing
us around. We got to go in the confessional
but there was nobody in the middle. I
have to go by.

Your friend,
Maggie

St. Louis School
830 a Balmoral St. St.
Medicine Hat, AB
TIAOW
April 3, 1992

Dear Father Badiola

I want to thank you for letting
us come to the church. I liked
the bell tower. I just about
fell down. I liked the beautiful
stain glass windows.

ps thank Margaret

Yours truly

Jeffrey Chisholm

From Nolan Carr

St Louis school
830 in Balmoral St SE
Medinae Hunt, AB
April 3, 1992

Dear Father Bardiola,

Hi my name is Nolan. I liked the tour. The most enjoyable part about going there was the bell tower. When we went up there we rang the bell. Thankyou Margaret for giving us the tour Your truly,

Nolan
Carr

DeAnne

St. Louis School

830a Balmoral St & E
Medicine Plat AB
April 3/1992

Dear Father Bodiola,

I want to thank you for letting us come
for a tour I like the Bell tower, It was
lovely. We all sang in the choir loft.
It was fun. My favourite thing is the
Bells Thank your secretary, Margaret

Your truly,
DeAnne Statham

St. Louis School
135a Balmoral Blvd
No 009
April 30, 1992

Dear Father Badiola
I thank you for letting
us in the church. I
like the bells and the
singing in the choir
left
Your friend,


1072

St Louis School
830a Balmoral St. E.
Medicine Hat, AB
T4A 0W9
April 3, 1992

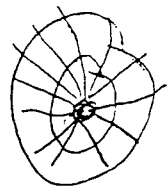
Dear Father, Bacchiola,
I want to thank you for
letting us come for a tour.
I like the bells the best.
I like your church.
My Mom and Dad got Married
in that church. I heard that
the cross fall down on the
front steps year ago.
Maggie did not go up stairs
to the bells, can you thank
Margaret for doing a lovely



job.



your truly
Craig Batsell



St Louis School
830-a Balmeral St. S.E.
Medicine Hat, AB.
TIA 009
April 3, 1992

Dear Father Badolza,

I would like to thank you for letting us go to the church. It was a beautiful church. The thing I liked the best is the marble stuff from Italy. I thought the stain glass windows were neat to have all those colors on the windows. The bells were fun. I would like to thank Margaret for singing the bell for us. I would like to thank all the people who support St. Patrick's Church.

Yours truly,

Chiel McMoran

St. Louis School
800a Balmoral St. SE
Medicine Hat, AB
T1A 0W9
April 3, 1992

Dear Father Radiola,

Thank you for letting us come
to the church for a tour. Margaret
did a lovely job on taking us on tour.
She is wonderful and friendly.
The best thing was the bell tower
even though it was scary.
Another few things I liked were
the glass stair windows
and the marble from Italy.

Yours truly,
Shannon

St. Louis School
8300a Balmoral Dr. SE
Medicine Hat AB
T1A 0W9

Dear Father, Barbara,

Thank you for

letting us go to your church

I had alot of fun. You also
have alot of stain glass windows.

My favorite part was when

we went to the bell tower.

When we were up there

we rang the bell. It was

loud and scary. And you also

have a nice church.

Yours truly,

Jessica Wilson

St. Louis School
830 1/2 A Balmoral St.
Medicine Hat AB.
TIA OW9
April, 3 1992

Dear Father Badiola,
The favorite thing in the church
was the bell tower. Thank you
for showing us around. Thank
you for the tour.

yours truly,
Owen Gibb

yours
truly

Christina Gibson

St. Louis School "
830 a Balmoral St. SE
Medicine Hat, AB
T1A 0W9

April 3, 1992

Dear Father Badiola,

Thank you for inviting
us to your church on Thursday.
I would like to tell you
about which things I liked
best. I liked the bell tower
the stained glass windows
and the seats we sat
on. And I thank Margie
for showing us around.

S.t. Gus School
830 a Balmoral S.t. S.I.
Medicine Hat A B
T A O W 9
April 3, 1992

Dear Father Badiola,

I want to thank you
for letting us come to S.t.
Patrick's Church. Also thank
Margaret for showing us around
the church. I liked the bells
the best. Thank you again
for letting us come well
we have to go now by.

Yours truly,
Dawn Potts
from Grade 3

St. Louis School

830 a Balmoral St. E

Medicine Hat AB

TIA OW9

April 3, 1992

Dear Father Badiola,

I thank you for letting us
come to St Patrick's Church. I would
like you to thank Margaret for
me and thank Margaret for being
so brave taking four groups up to
the bell tower.

Your truly,

Jade St. Jacques

St. Patrick's Church Educational Tour

- 1. The construction of St. Patrick's Church was started in what year?

The construction of St. Patrick's Church was started in the fall of 1912.

- 2. In what city was this church built?

St. Patrick's Church was built in Medicine Hat.

- 3. What is the importance of a cornerstone for a building such as St. Patrick's Church?

The importance of the cornerstone is to show when the building was built.

- 4. Who was Father Legal?

Bishop Legal was the priest who helped make St. Patrick's a parish.

- 5. What was the population in the community when the church was started?

The population at the time the church was started was 600.

- 6. The stain glass windows were from what country?

The stained glass windows were made by R. M. L. Francis of Reims, France.

- 7. The altar and communion rail were made of a special material from Italy. Name this material.

This material is Carrara marble.

8. The St. Patrick's Church's main structure is made entirely of what material?


This structure is made from concrete.

9. In what year did the community put on the copper roof?

They put on the copper ^{roof} between 1979-90.

10. Why are the people doing so much work to keep this structure from falling apart?

The ~~who~~ people are ~~are~~ keeping the church up because they want it to be here for many people to see.



Mistry

St. Patrick's Church Educational Tour

1. The construction of St. Patrick's Church was started in what year?

The construction of St. Patrick's Church was started in the fall of 1912.

2. In what city was this church built?

St. Patrick's Church was built in Medicine Hat.

3. What is the importance of a cornerstone for a building such as St. Patrick's Church?

The importance of the cornerstone is to show when the building was built.

4. Who was Father Legal?

Bishop Legal was the priest who helped make St. Patrick's a parish.

5. What was the population in the community when the church was started?

The population at the time the church was started was six hundred.

6. The stain glass windows were from what country?

The stain glass windows were made by Bault Freres of Rennes, France.

7. The altar and communion rail were made of a special material from Italy. Name this material.

This material is Carrara marble.

8. The St. Patrick's Church's main structure is made entirely of what material?

This structure is made from concrete.

9. In what year did the community put on the copper roof?

*They put on the copper roof between
1978-80.*

10. Why are the people doing so much work to keep this structure from falling apart?

*The people are doing this so they
can keep the church for ever and ever.*



Name
JENNIE
ECKES

St. Patrick's Church Educational Tour

1. The construction of St. Patrick's Church was started in what year?

The construction of St. Patrick's Church was started in the fall

2. In what city was this church built?

St. Patrick's Church was built in Medicine Hat. (of 1912)

3. What is the importance of a cornerstone for a building such as St. Patrick's Church?

The importance of the cornerstone is to show when the building was built.

4. Who was Father Legal?

Richard Legal was the priest who helped make St. Patrick's a parish.

5. What was the population in the community when the church was started?

The population at the time the Church was started was

6. The stain glass windows were from what country?

Six hand. The stain glass windows were made by Raff. Brown of Penn.

7. The altar and communion rail were made of a special material from Italy. Name this material.

This material is Carrara marble.

8. The St. Patrick's Church's main structure is made entirely of what material?

This structure is made from concrete.

9. In what year did the community put on the copper roof?

They put on the copper roof between 1978-1985

10. Why are the people doing so much work to keep this structure from falling apart?

They want to see this church nice forever.



APPENDIX B



June 30, 1992

Mrs. Merrilyn Fowler, Teacher
St. Louis Catholic School
Medicine Hat, AB

Dear Mrs. Fowler

Permission is hereby granted to reproduce photographs as necessary from my publication, The Weather Factory: A Pictorial History of Medicine Hat (1988).

Sincerely

A handwritten signature in cursive script, which appears to read 'L. J. Roy Wilson', is written over a horizontal line.

Dr. L. J. Roy Wilson, Instructor
Department of Humanities & Social Sciences

br

25th Anniversary
College and Community ~ Celebrating Together

P. O. Box 186
Carmangay, Alberta TOL ONO
July 1, 1992

To whom it may concern:

Re: Mrs. Merrilyn FOWLER
of Medicine Hat

According to the copyright notice in the book,
St. Patrick's Church, Medicine Hat,

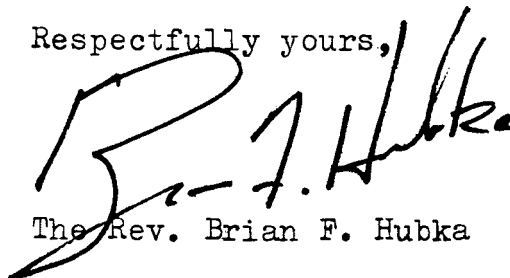
"No part of this book may be reproduced in any form
without permission in writing from the publisher..."

and the publisher is given as St. Patrick's Parish.

Accordingly, as I have advised Mrs. Fowler, permission
should come from the present pastor of St. Patrick's.

For my part, I, as principal author of the said book,
am pleased to give whatever consent may be within my power
to Mrs. Fowler. I have viewed the video she has prepared
and am very favorably impressed by it.

Respectfully yours,

A handwritten signature in black ink, appearing to read "B. F. Hubka". The signature is written in a cursive style with a large initial "B".

The Rev. Brian F. Hubka

Gordon, Smith & Company

Barristers, Solicitors & Notaries

LAWRENCE R. GORDON, Q.C.*
also of Saskatchewan Bar)
DANIEL J. SMITH, Q.C.*
WILLIAM K. MILLER, B.R.E., B.A., LL.B.
BRUCE HILL, B.Sc., LL.B.
GEOFF HILL, LL.B.
WARREN C. STARK, B. Comm., LL.B.
JERK F. STANLEY, LL.B.
Student-At-Law)

TELEPHONE (403) 527-5506
TELECOPIER (403) 527-0577

YOUR FILE:

OUR FILE: 22379 DJS

August 5, 1992

Merrilyn Fowler
888 - 20th Street N.E.
Medicine Hat, Alberta
T1C 1M4

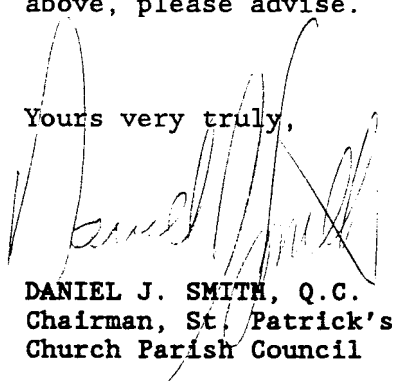
Dear Madam:

RE: ST. PATRICK'S PARISH COUNCIL

This will confirm our telephone conference of August 4, 1992. I can advise as Chairman of St. Patrick's Parish Council, the Parish Council concurs with your use of photographs and information from a book entitled "St. Patrick's Church". This is the same book which was published by the Parish in our 75th Anniversary Year.

If you have any further questions or require expansion concerning the above, please advise.

Yours very truly,


DANIEL J. SMITH, Q.C.
Chairman, St. Patrick's
Church Parish Council

DJS/js

APPENDIX C

SEE VIDEO TAPE of HISTORY of ST. PATRICK'S
CHURCH (attached)